



U.S. Coast Guard Auxiliary

# Public Affairs: “Impact Photography”

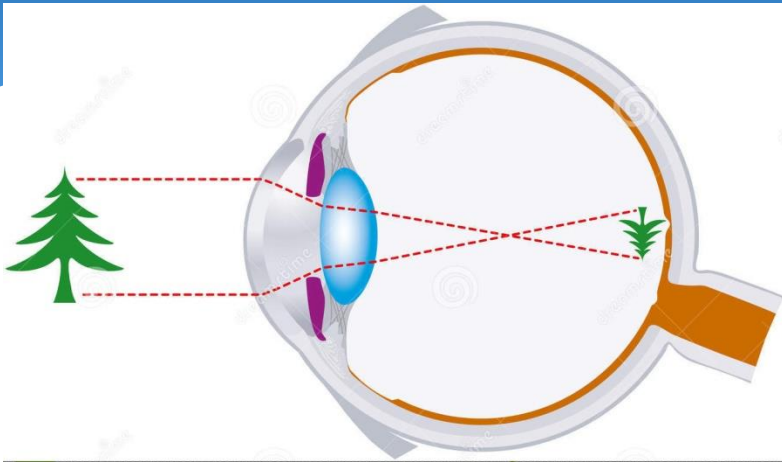


# Public Affairs Impact Photography: Outline

## Public Affairs “Impact Photography” Presentation – Course Topics:

- **Your Eye: The Most Sophisticated Camera**
- Creative Composition and Editing
- The Good, The Bad, and The Ugly: Images
- Image Selection and Cropping
- Creative Camera Techniques and Strategies
- Aerial Photography
- Marketing and Packaging Photos for – USCG Auxiliary Publications
- Camera Types and Technology Trends
- Top Quality Photos from an iPhone?
- iPhone and Pro-Camera Handling Tips
- Summary and Thoughts for Reflection

# The Most sophisticated Camera



*Image: Medical Public Domain*

**Are you aware that your eye functions as a digital camera?**

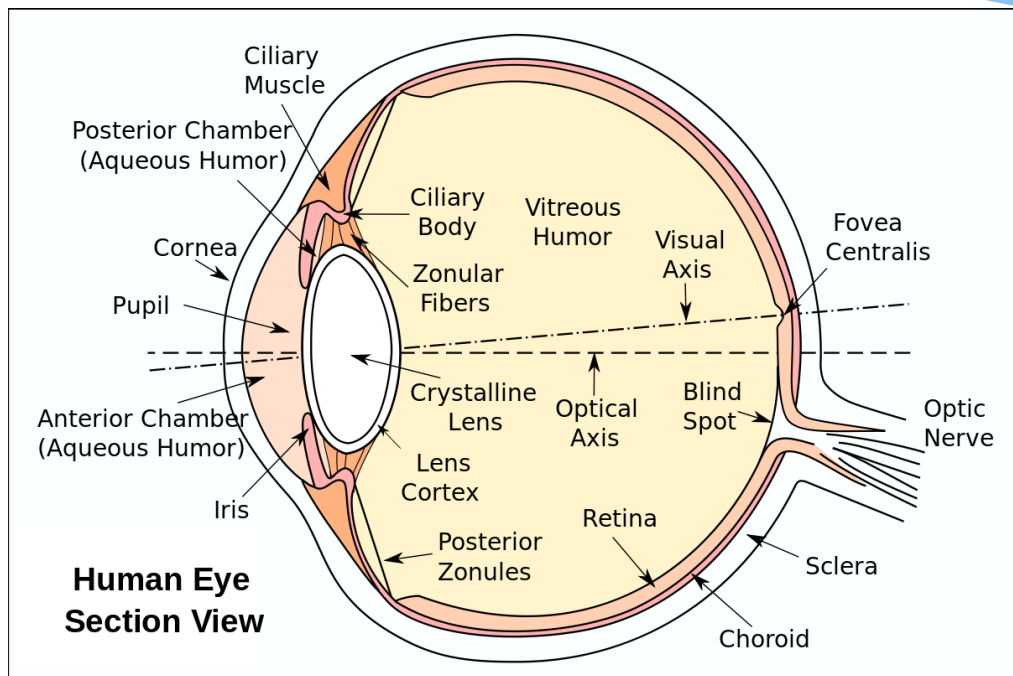
**Eye lens is a camera lens that forms an inverted image of the object viewed on the retina. It acts just like a camera lens does.**

**The human brain reverses the picture, so the world viewed is upright.**

**The amount of light needed is controlled by the pupil diameter similar to a camera aperture. The diameter of the pupil is controlled by the iris.**

**The retina is made up of various light sensitive receptors that are sensitive to various colors. The retina acts like a film in a camera or more like a digital sensor in a modern digital camera.**

# The Most sophisticated Camera



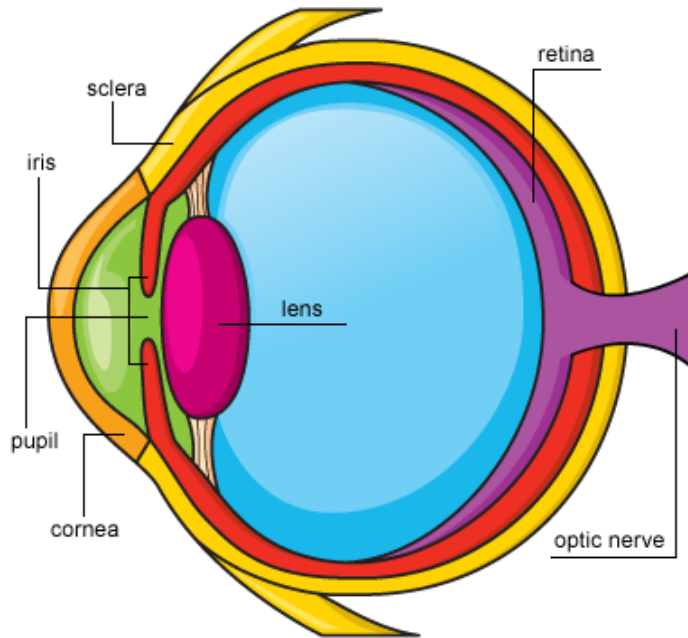
*Image: Medical Public Domain*

**The retina is made up of various light sensitive receptors that are sensitive to various colors. The retina acts like a film in a camera or more like a digital sensor in a modern digital camera.**



# The Most sophisticated Camera

DIAGRAM OF THE EYE



The human eye has 'rod' cells and 'cone' cells on the retina, which is the sensory layer at the back of the eye. Rod cells and cone cells are distributed evenly throughout the retina except for the fovea, which is a small area on the back of the eye in the center of the field of view opposite the pupil. At the fovea, there are only cone cells. This is an important thing to know because the 'cone' cells are more proficient at color detection, whereas 'rod' cells are more sensitive and are better for low light

Image: Medical Public Domain

**The retina is made up of various light sensitive receptors that are sensitive to various colors. The retina acts like a film in a camera or more like a digital sensor in a modern digital camera.**

# Creative Composition and Editing

## *The Heart and Soul of Photojournalism*



*Photo: USCGAUX Public Affairs*

### **Public Affairs “Impact Photography” Presentation – Course Topics:**

- **Creative Composition and Editing**
- The Good, The Bad, and The Ugly: Images
- Image Selection and Cropping
- Creative Camera Techniques and Strategies
- Aerial Photography
- Marketing and Packaging Photos for - USCGAUX Publications
- Camera Types and Technology Trends
- Top Quality Photos from an iPhone?
- iPhone and Pro-Camera Handling Tips
- Summary and Thoughts for Reflection



U.S. Coast Guard Auxiliary

**Public Affairs**



# What is Good Photo Composition



Photo: Roger Bazeley

USCGC STRATTON Homeports at USCG Base Alameda after successful 90 day deployment.

*Lens 10mm-24mm DX Wide Angle*



U.S. Coast Guard Auxiliary  
**Public Affairs**



# View Point and Filling the Frame

## TIPS



📍 **Choose Viewpoint Carefully and Fill Frame**

Best way to fill frame ... GET CLOSE



U.S. Coast Guard Auxiliary  
**Public Affairs**





# Offset Composition



Photo: Roger Bazeley

On the Bridge of the USCGC George Cobb at USCG Station Sector San Francisco, BM3 Patrizio USCG and Auxiliarist Gary Kaplan

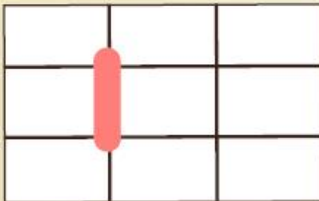
# Frame Composition



Photo: Roger Bazeley

USCG Air Station SFO Pilot Lt. Joshua Murphy and Dolphin 65 Rescue Helicopter on public display at Coast Guard Day, located at USCG Base Alameda, CA

# Use of the Rule of Thirds in Composition



📍 Use Rule of Thirds

Avoids “perfect balance”  
arrangement

Image: USCGAUX Public Affairs



U.S. Coast Guard Auxiliary  
**Public Affairs**





# Rule of Thirds – Foreground and Background



Photo: Roger Bazeley

Kayak Vessel Exam and ID sticker application; Dale Fajardo and Sue Fry, at South Beach Marina, SF



# Selective Focusing – Background Blur Foreground Subject Sharper



Photo: USCGAUX PA

Black & White Focus on Auxiliaryist Jerry Elden photographing other members photographing District Board Meeting-Black and White enhances activity focus



Rule of Thirds and Selective Focusing

Image: USCGAUX Public Affairs

Auxiliary PWC on patrol with telephoto focus on Auxiliaryist riding PWC resulting in sharp subject and out of focus background to reduce distraction from subject .

# Selective Focusing – Background Blur Foreground Subject Sharper



USCG Color Guard, at COW USCG  
Alameda, CA (70-200MM F4 Lens)

*Photo: USCGAUX PA*

# Use of Foreground Object to Frame and add 3D Depth



## Use Angles to Enhance Perspective

We compare size of foreground objects with those in background — give illusion of 3-D

Image: USCGAUX PA



Image: USCGAUX PA



U.S. Coast Guard Auxiliary  
**Public Affairs**





# Use of Foreground Object to Frame and add 3D Depth




Photo: Roger Bazeley

USCG Sector San Francisco Refurbished Channel  
Buoys/Aids to Navigation framing Bay Bridge  
East Tower

# Manipulating Perspective

## Controlling Perspective:

Short lens, close to subject



Long lens, farther away from subject




Image: USCGAUX PA



Image: USCGAUX PA

Lens Selection of a Wide Angle or Telephoto lens will impact perspective, angle of view, compression, and distortion of vertical and horizontal lines on buildings, structures, ships, and large groups of people.

# Manipulating Perspective



WIDE ANGLE PERSPECTIVE



Photos: Roger Bazeley

MEDIUM TELEPHOTO

PHOTOS: South Beach Kayak Rental, Dale Fajardo and Sue Fry RBS Paddle-craft Vessel Examiner



# Comparative Size to Give Depth to Composition



Comparative Size  
to Give Depth

Image: USCGAUX PA



Image: USCGAUX PA



U.S. Coast Guard Auxiliary  
**Public Affairs**



# Comparative Size to Give Depth to Composition



Photo: Roger Bazeley

USCGC STRATTON returning to  
berth at USCG Base Alameda  
after successful deployment.  
10-24mm Wide Angle



U.S. Coast Guard Auxiliary  
**Public Affairs**





# Manipulating Perspective

## Medium Telephoto from USCGC Tern



Photo: Roger Bazeley

USCGC EAGLE sails the SF Bay under sail for the 2009 Tall Ships Festival celebrating the Sesquicentennial discovery of gold in California. Event put on by multiple sponsors including the State of California, San Francisco and in recognition of the National Maritime Museum's historic tall ships and maritime collection.

*Nikon DX 16-85mm VR 4.5-5.6 Zoom*

# Diminishing Size to Give Photo Depth



Diminishing Size to Give Depth

Image: USCGAUX PA



Note the use of USCG Color Guard  
Diminishing size of shadow silhouettes

Image: USCGAUX PA

# Increase Depth Using Wide Angle



Photo: Roger Bazeley

Auxiliary Fellowship SFFD Fireboat Cruise with Auxiliary Members handshaking the FDNY Fireboat St. Francis crew members.


Sony DX 10-15mm OSS F4 Super Wide at 22mm



# Leading Lines to Give Depth



Photo: USCGAUX PA



Leading Lines to  
Give Depth

Image: USCGAUX PA



U.S. Coast Guard Auxiliary  
**Public Affairs**



# Receding Bay Bridge Lines Give Photo Depth



Photo: Roger Bazeley

USCGC Tern berthed at USCG Sector Base SF at Sunset with East Bay Bridge new iconic bridge and main support tower in the background.

*Wide Angle DX 10-24 mm at 22mm*



# Public Affairs: “Impact Photography”

## The GOOD, The BAD, and The UGLY Photo Images



# The GOOD, The BAD, and The UGLY




Image: Warner Studios

# Maximum Impact Photos

Composition Involves Decision Making

## Eye-catching Pictures Are:



- A. Simple, strong center of interest
- B. Contrasting background
- C. Taken from interesting or unusual angle

Image: USCGAUC PA

## **BEWARE of Composition!**

- 1.) **WHO OR WHAT TO INCLUDE**
- 2.) **THE “STORY”**
- 3.) **ARRANGEMENT**
- 4.) **WHEN TO SHOOT**
- 5.) **WHAT’S THE STORY**
- 6.) **THE UNPLANNED BACKGROUND**
- 7.) **THE UNINTENDED INTRUDER**
- 8.) **THE CROWN OR THE ARROW THRU THE HEAD**



U.S. Coast Guard Auxiliary

**Public Affairs**





# USCG Auxiliary Activity Photo Types



Action Shot-Motion



Staged/Posing on Vessel



Photos: USCGAUX PA

Portraiture: Staged Position/Set-up/Composed with window side lighting

# The GOOD, The BAD, and The UGLY IMAGES



Photos: Roger Bazeley

Left Photo: Auxiliarist Bartalini Inspecting Dry Suit. – Right Photo: Commercial Fishing Vessel Inspection Teams: RT: Fajardo, Bartalini , Fry, Mitchell

# The GOOD, The BAD, and The UGLY IMAGES



Photo: Roger Bazeley

USCG Auxiliary Honor and Color Guard with Piper and Bugler at District 11 North's Memorial Day Observance – Indoors due to weather.

\*Nikon FX D750 , 24-85mm VR with on camera flash to balance back light and fluorescent indoor lighting



# The GOOD, **The BAD,** and The UGLY IMAGES





Photos: USCGAUX PA

**Negative Uniform Image:** Inconsistent non-conforming uniforms and civilian clothing, five different hats, hats not squared away, hair grooming, wrinkled VE table banner, sun-glasses...

# The GOOD, The BAD, and The UGLY

## The Dreaded Flotilla Meeting and Awards Photos



Photos: USCGAUX PA



# The GOOD, The BAD, and The UGLY

## Composition involves Decision Making

### COMPOSITION INVOLVES DECISION MAKING:

- WHO OR WHAT TO INCLUDE
- THE “STORY”
- ARRANGEMENT
- WHEN TO SHOOT
- WHAT’S THE STORY
- BEWARE OF THE UNPLANNED BACKGROUND
  - THE UNINTENDED INTRUDER
  - THE CROWN OR SPIKE
  - THE ARROW THRU THE HEAD



UNINTENDED INTRUDER



THE “BUSHY” HALO LOOK




POLICY QUESTION?



Unplanned Background



WHAT’S THE STORY?



UNINTENDED INTRUDER

# The GOOD, The BAD, and The UGLY

## IMAGE Composition involves Decision Making

- **COMPOSITION INVOLVES DECISION MAKING:**
- **SETTING**
- **NIGHT**
- **DAY**
- **INSIDE**
- **OUTSIDE**
- **LIGHTING AND FLASH**
- **STILL OR ACTION SHOT**



1. **Night Lighting:** USCG Sector SF 87" cutters, 2. **Daylight** USCGC Sockeye



3.,4. **Indoor - Outdoor Daylight** color balance & exposure settings D11N Color Guard

# The GOOD, The BAD, and The UGLY

## IMAGE Composition involves Decision Making

- **COMPOSITION INVOLVES DECISION MAKING:**
- **SETTING**
- **NIGHT**
- **DAY**
- **INSIDE**
- **OUTSIDE**
- **LIGHTING AND FLASH**
- **STILL OR ACTION SHOT**



### **LIGHTING, CAMERA SETTINGS AND FLASH ARE IMPORTANT !**

1. Lighting: Under Exposure: 2. Color/White Balance Camera Settings Wrong



**ACTION SHOT**



**STAGED/SET-UP/COMPOSED**



# Impact Photography: Editing & Zooming Out or In for Effect

## Editing Begins with Photography



1. **Long Shot.** Establish location (tells audience “where”)



- 2. **Medium Shot.** Bring elements closer (tells audience “what”)
- 3. **Close-up.** (Detail) ... magnify small objects
- 4. Subject from **left, right, front**
- 5. **Verticals** as well as **horizontals**

Images: USCGAUX Public Affairs



Homeland  
Security

U.S. Coast Guard Auxiliary  
**Public Affairs**



# Impact Photography: Editing & Zooming for Effect

**Angles:** medium shot variety to capture single image



Two shy young visitors approach Coastie at Arizona National Boat Show

Images: USCGAUX PA— *NOTE: Recognizable Images of children without signed USCGAUX photo consent can not be used or published, and are usually photographed from the backside facing Coastie!*



Series yields one with right expression ... angle... clean background



U.S. Coast Guard Auxiliary  
**Public Affairs**



# Impact Photography: Editing & Zooming for Effect “Coastie and Children”



*Images: USCGAUX PA– NOTE: Recognizable Images of children without signed USCGAUX photo consent can not be used or published, and are usually photographed from the backside facing Coastie !*

Photos: Roger Bazeley PA1 USCGAUX



# Photographing Children at RBS and PA Events - Examples



Photos: Roger Bazeley



2016 Novato YMCA Splash Safety Event with USCGAUX PA and RBS Instructors working with families and children, *Right and Center photos* - Auxiliarist Gacomini RBS Instruction. *Lower far Left Photo*: Treasure Island Sail Center handing out free PFD for children. Auxiliarists Collingsworth and Rugo - *Far Right Photo*: USCG Auxiliarist helping YMCA child put on a PDF for swimming in the pool

# The GOOD, The BAD, and The UGLY

## Zooming in to Crop for Impact



Split center of interest and balance too symmetrical

“Zoom” to single center of interest

... creates more interesting asymmetrical balance

... changes composition from horizontal to vertical



Images: USCGAUX Public Affairs

# Cropping: to Improve the Image

**Cropping:** To improve the image



Nice photo, but boat is right in center of frame



Cropping yields a more dynamic composition



U.S. Coast Guard Auxiliary

**Public Affairs**



Images: USCGAUX Public Affairs



# COMPOSITION

## Framing: to Improve the Image



San Francisco Welcomed the USS BONHOMME RICHARD (LHD 6) Amphibious Assault Ship to Fleet Week 2018, berthed at Pier 32 framed by colored posts. (24mm Lens)



*Photos: USCGAUX PA*

USCGC George Cobb exiting USCG Sector San Francisco on the way back to its homeport of San Pedro, CA. (450mm Lens)

# The GOOD, The BAD, and The UGLY IMAGES



*Photo: Roger Bazeley*

*Left: USCGAUX Flotilla thanking SF Fire Boat St. Francis crew for Fellowship cruise. Right: St. Francis Yacht Club RBS PA Booth (Diversity Image) consistent uniform image according to public event function protocol.*



*RBS PA Booth TEAM - iPhone 6 plus using Wi-Fi remote and stand*

# IMAGE CROPPING TIPS



Photo: Roger Bazeley

Auxiliarist Bartalini inspecting Commercial Fishing vessel required dry suit – Hyde Street Pier

## Cropping **TIPS**

### Action

Allow space in direction action is moving.

### Portraits

Emphasize face and expression.  
No distracting foreground or background.

### Outdoor

Horizon should not divide picture in half.  
Emphasize foreground? Background?  
Use Rule of Thirds.

Image: USCGAUX Public Affairs



U.S. Coast Guard Auxiliary  
**Public Affairs**






# The GOOD, The BAD, and The UGLY IMAGES



Photos: USCGAUX PA



**Left:** Use of vertical wide angle at PCA class using the power of the USCGAUX Dress hat to the Instructor framed by two seated Auxiliarists- **Right** Photo is of Auxiliary Derek Lam manning watch with USCG assistance standing with a tighter crop – would use **with great hesitation** in a Flotilla PA Report or a Newsletter due to FOIA consideration of USCG Screen information viewable.

# The GOOD, **The BAD**, and The UGLY

## Cropping to Improve Image



Left: Piper McFerrin playing bag pipes at Auxiliary Memorial service in weak photo composition Right Photo is improved by a tighter crop.



Photos: Gail Giacomoini

# The GOOD, The BAD, and The UGLY IMAGES

## On The Bridge: Photo Image Comparison



On the Bridge of the USCGC George Cobb at USCG Sector San Francisco, BM3 Patrizio USCG and Auxiliarist Gary Kaplan




Photos: USCGAUX PA


**L-R:** USCG Pacific Area Commander Admiral Zukunft, with New National Security Cutter-USCGC Stratton Captain, and Bollinger Ship Builder presenting “plank” Plaques onboard the bridge of the USCGC Stratton



# The GOOD, The BAD, and The UGLY IMAGES



*Photos: Roger Bazeley*



## **Tight Square Format Cropping for Design and Focus**

Left Photo: USCG saluting the Flag during sunrise raising at USCG Sector SF Right Photo: USCGAUX Honor Guard Rendering Salute of respect during Taps at Auxiliary Memorial and Remembrance Day at USCG Base Alameda, Ca.

# The GOOD, **The BAD**, and The UGLY To Blur or Not To Blur?



Intentional Blur Through Panning

Image: USCGAUX PA



Photo: USCGAUX PA

# FYI: Stabilization Technology + Posture Reduces Blurred Photos



Images: USCGAUX PA

FYI: The Coast Guard Auxiliary photographer in the bottom photo is holding the DSLR camera the correct way with his arms tucked to his sides and the female in top photo is holding a small point and shoot with a LCD rear screen

## **The GOOD, The BAD, and The UGLY Alert!**

Top: Civilian photo should be a USCG Auxiliary for context uniformity and the USCG Auxiliary Photographer should be wearing an official orange PDF.



U.S. Coast Guard Auxiliary  
**Public Affairs**






# The GOOD, The BAD, and The UGLY

## To Blur or Not To Blur using slow and timed exposures?




Time Exposure at Dusk



Slow Shutter  
to Blur Motion

# Impact Photography: Techniques and Tricks –Sunset and Night Photos



Top Image Source: USCGAUX PA

**The Good, The Bad, and The Ugly Alert!**  
No USCG Auxiliary Image context

Right Image: USCG 89' Patrol Cutters after dark at USCG Station Sector San Francisco.



Photo: Roger Bazeley

# Impact Photography: Techniques and Tricks – Extreme Wide View



Try an Extreme Wide View

Top Image : USCGAUX PA



Top Image : USCGAUX PA

Top and Bottom Images : Panorama  
Crop of wide angle shot



U.S. Coast Guard Auxiliary  
**Public Affairs**





# Impact Photography: Techniques and Tricks – Extreme Wide View

## Photography is More Than Pushing a Button



Think about what you want to say

Image : USCGAUX PA

## **The GOOD, The BAD, and The UGLY Alert!**

180 Degree Extreme Wide Angle, artistically Interesting but lots of distortion and distracts from intended purpose of being on American Waterway Patrol or SAR Mission?



Homeland  
Security

U.S. Coast Guard Auxiliary  
**Public Affairs**



# Impact Photography: Techniques

## Catch the Moment, the Mood in Portraits



Capture expressions at right moment

Image: USCGAUX PA

Right Photo: RBS Auxiliary Volunteer Virginia Luchetti engaging a interested boater for the "Dockwalkers" a California EPA Boating Program at the Strictly Sail Show, Richmond CA.



Photo: USCGAUX PA

# Beware of Visual Nonverbal Communications and Uniform Protocols



Photo: Roger Bazeley

Commercial Fishing Vessel Examiners Sue Fry and Dale Fajardo on docked fishing vessel checking expiration dates on required EPERB GPS location and emergency floating SOS device

**Facial Expression** – Frown, Smile, Anger, Stare

**Eye Movements** – squinting, closed, looking away, staring

**Body Posture** – Slouched, leaning, slumped  
incorrect saluting and standing with legs apart

**Gestures** – Handshake, wave, pointing, inappropriate body or hand gestures

**Body Contact** – Pat of Back, awkward positioning  
Showing and Display of Emotions and Action

**Appropriate and correct Uniform Protocol** – Non-approved hats, accessories, sunglasses, jewelry, incorrect or lacking safety items like safety goggles and helmets, PDFs, and required food handling and serving gloves,

**Inappropriate Behavior** – no smoking, cigarettes, cigars, or inappropriate drinking and display of alcoholic drinks or beers in uniform and on duty

**Uniforms Incorrect** – Hats Skewed, Gig-line not lined-up, shoulder boards skewed, soiled and unbuttoned shirts, shoes wrong, dress-ties incorrect, missing ceremonial white gloves



# The GOOD, The BAD, and The UGLY

How Creative can you push your photography and editing ?



Push Your Creativity Forward

Is Your photo Image relevant to the story being told and submitted for USCG and USCGAUX publishing?

**The GOOD, The BAD, and The UGLY Alert!**


No USCG Auxiliary Image context

# Creative Use of Angles, Size and Perspective






# Creative Use of View Angles





# People Perspectives

## Use of Zoom and Black & White



Photos: Roger Bazeley

# The GOOD, The BAD, and The UGLY

How Creative can you push your photography and editing ?



Experiment... Extend Your Creative Horizons

*Beautiful but, is Your photo Image relevant to the story being told and submitted for USCG and USCGAUX Public Affairs publishing?*

**The GOOD, The BAD, and The UGLY Alert!**

No USCG Auxiliary Image context

Image: USCGAUX Public Affairs



U.S. Coast Guard Auxiliary  
**Public Affairs**



# The GOOD, The BAD, and The UGLY IMAGES



Excessive Color  
Saturation and Image  
Manipulation of a  
Golden Gate Bridge  
Photo for art's sake but  
not for USCGAUX  
Publication

Photo: USCGAUX PA





# Public Affairs: “Impact Photography”

## AERIAL PHOTOGRAPHY




U.S. Coast Guard Auxiliary

**Public Affairs**



# AERIAL PHOTOGRAPHY



Photos: Roger Bazeley



Homeland  
Security

U.S. Coast Guard Auxiliary  
**Public Affairs**



# Aerial Photography: Frame for Depth and Activity Perspective



Framing to Give Depth

Image USCGAUX PA



Image USCGAUX PA

Left Photo: USCG Dolphin 65 AB Rescue Helicopter inflight photographed from a fixed over head single engine plane (Cessna 172/182) using a wider perspective to cover close and far.  
Right Photo: No Frame shot with 70-300MM VR Telephoto at F5.6 FX Nikon 610 50% crop



U.S. Coast Guard Auxiliary  
**Public Affairs**





# Air Station SF – Aviation Event



Photos: Roger Bazeley



U.S. Coast Guard Auxiliary

Homeland  
Security

**Public Affairs**



# Coast Guard Day-225<sup>th</sup> Year

Coast Guard Island Alameda CA -2015



Photos: Roger Bazeley




Homeland  
Security

U.S. Coast Guard Auxiliary  
**Public Affairs**





# Space Shuttle: Aerial Photos with a 600mm from Roof Top 950 Feet Elevation - Handheld



September 21, 2012 Space Shuttle Endeavour on its way to Long Beach after flyby around San Francisco's Bay Bridge, Golden Gate and past Twin Peaks Antenna tower attached to a special Boeing 747 for transport. Nikon 80-400 mm VR Zoom on a Nikon D300 DX 12.3 MP DSLR camera.



*Photos: Roger Bazeley*



U.S. Coast Guard Auxiliary

**Public Affairs**





# SF FLEETWEEK

## The USN Blue Angles



*Photos: Roger Bazeley*



Homeland  
Security

U.S. Coast Guard Auxiliary  
**Public Affairs**





# Marketing Photos and Articles for USCGAUX Publications

Public Affairs: “Impact Photography”

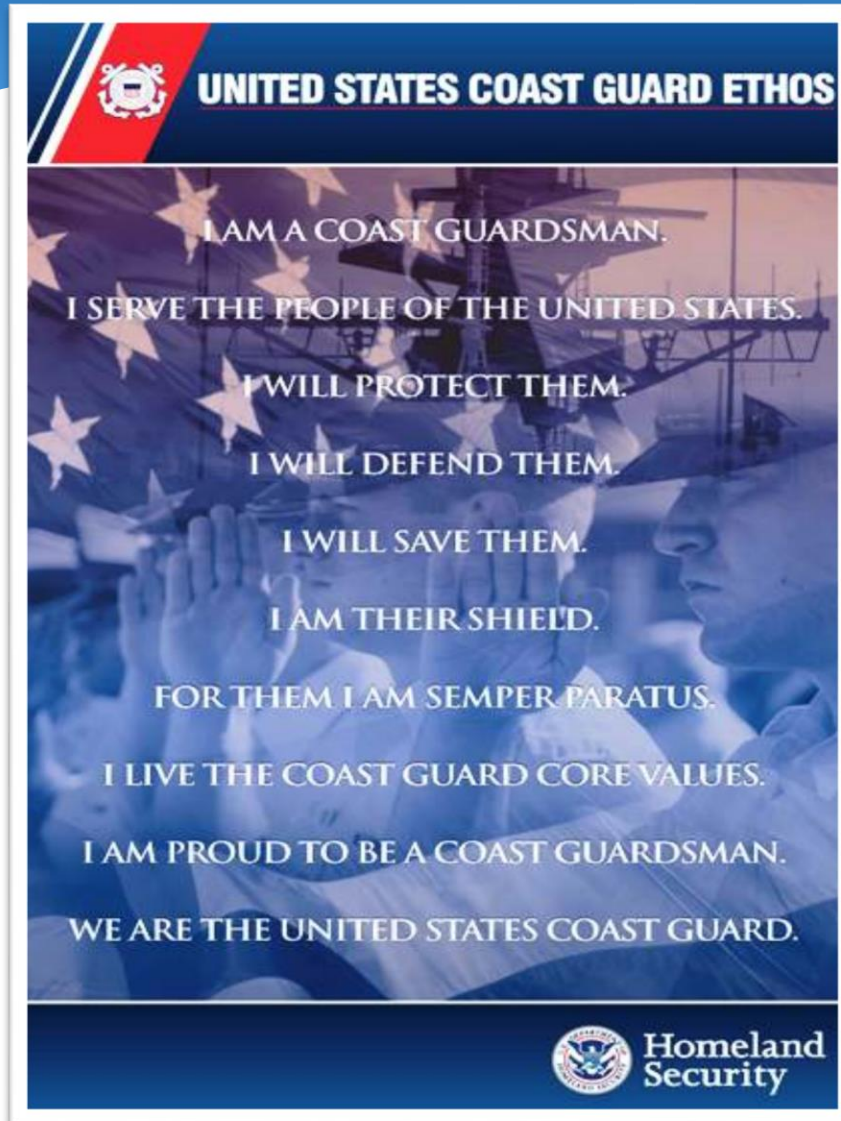


U.S. Coast Guard Auxiliary

**Public Affairs**



# The Mission is The USCG Brand



- \* **Positive Public Affairs Communications Strategy** reinforces the USCG and USCG Auxiliary Mission Statement:



U.S. Coast Guard Auxiliary

**Public Affairs**





# COSCO BUSAN Collision/Spill

Incident Response News Story-Photo Documentation



AP Wirephoto / AP Wirephoto



Damaged Cosco Busan vessel. Photo credit: US Coast Guard



U.S. Coast Guard Auxiliary

**Public Affairs**



# Photojournalist:

## Incident Event Documentation Questions

- \* **WHO:** is in charge, who is involved in the response, who is most impacted by this event
- \* **WHAT:** is your name, title, qualifications, and responsibilities; what caused this to happen, what is the response, what is the likely of increased damage, what is the agency response to immediate and future dangers, injury and casualty estimates.
- \* **WHEN:** did this happen, when will the situation be resolved
- \* **WHY:** Why did this happen, non-prevention, why no early warning, why not under control, why such a long response...
- \* **WHERE:** location. Most damaged areas, rescue concentration, rescue efforts, safe areas, food and shelter availability.
- \* **HOW:** How many casualties, damage levels, situation control...



U.S. Coast Guard Auxiliary

**Public Affairs**



# Photojournalist Protocols Covering Public events: Recognition and Respect

- \* The recognition and respect of our USCG and USCG Auxiliary “Stakeholders” through **accurate and clear communications and information** is a key priority.
- \* Our “**stakeholders**” are the people we serve and the people we work with in the performance of our duties from Vessel Inspections and Safe Boating Education to incident response participation.
- \* Our actions, words, “proper uniform image”, and the performance of duty **impact public perception**.



# Photo Documenting Award and Recognition Events



Photo: USCGAUX PA

## News Release : USCG Alameda 9/5/2014

Auxiliarist Carl Pierce is Recognized as Auxiliarist of the Year by The Pacific Central Region Navy League of the United States

Auxiliarist Carl Pierce center was recognized for outstanding service by Admiral Servidio USCG and U.S. Navy League Council Officer Mr. Sharke



U.S. Coast Guard Auxiliary  
**Public Affairs**



# As a Public Affairs Photojournalist: The Public are Our Customers

- \* Every member of the USCG Auxiliary is an important participant of “**TEAM U.S. Coast Guard**” insuring the Public’s Maritime Safety and Security as a part of the Department of Homeland Security.
- \* The point of “**Public or Stakeholder Contact**” is the key opportunity for impacting positive public support and involvement. Negative performance creates negative results, a lost opportunity to inform, educate, or serve the public.
- \* Treat the Public and all stakeholders with respect.



U.S. Coast Guard Auxiliary  
**Public Affairs**



# Communication Strategies

- \* Be **Professional and Respectful** at all times
- \* Know your “**Chain of Command**” structure for approvals and information dissemination clearance. (FOIA) (Security Levels)
- \* Provide **accurate facts** and **not personal opinions** to stakeholders, the public, first responders, incident response command, emergency communications, and when educating or informing the public or the press/media.
- \* When **asked about something you do not know** do not guess or speculate; but respond with I do not know about this but, I will get back to you promptly with the answer or the correct USCG person or department that can help you.



U.S. Coast Guard Auxiliary

**Public Affairs**





# SAPP and FOIA

## Impact Photojournalist's Photo, Spoken, and Written Activities

- \* Thou shall not photograph off-limits USCG base facilities, vessel Security Zones, defense technologies
- \* Public Affairs Photojournalists require District clearance for USCG COW and COC event photography
- \* Information classified as **CONFIDENTIAL**, **SECRET**, or **TOP SECRET** cannot be released.
- \* Documents marked Official Use Only (**FOUO**) are excluded: from Media Releases or Interviews.
- \* Check for **ACCURACY of FACTS** and **avoid exaggeration** or **personal information** in captions
- \* Photographs documenting incidents and Information for release **shall not violate USCG /AUX Policy**
- \* All Photojournalism Photos, copy, and captions information **shall meet USCG Standards of Propriety**
- \* Personal Information; financial, medical, matters under investigation, judicial proceedings, internal agency rules, trade secrets, ship porting or movements may not be disclosed or photographed and are **subject to written approval for release.**
- \* Public Affairs Photojournalists must wear the proper uniform of the day for the event covered.
- \* Public Affairs requires proper credentials for photographers at NACON and other official events.
- \* When seeking to photograph and interview USCG ship personnel for a story project you must get permission from the ship's Public Affairs officer and the USCGAUX District PA-DSO



U.S. Coast Guard Auxiliary

**Public Affairs**



# Public Affairs Photography is a Community Outreach Opportunity

- \* Opportunity to participate with “Team Coast Guard”
- \* Positive experience in training and networking
- \* Supporting and honoring USCG public service activities
- \* Event PA photography and information gathering assistance
- \* Building organizational and community trust – Safe Boating events, Vessel Inspection Events, Educational and Instructional boating safety classes, Coastie and Life-Vest (PFD) demonstrations to families and children **SAVES LIVES!**

# COMMAND MESSAGES

**“Relate Photos and Copy to USCG Auxiliary Command Messages and to Community Service as TEAM Coast Guard”**

- \* EXAMPLES: **“life Jackets save lives... wear your jacket.”**
- \* Utilize USCG and USCG Auxiliary positive positioning statements in speaking and responses to media questions.
- \* Training, Education, Teamwork, Good Neighbor, Force Multiplier, Environmental Protection, Vessel Discharge Prevention, Preparedness, Life-saving, Security, Dedication, Condolences/Community Concern, USCG Force Multiplier
- \* Update Fact Sheets before talking with the Media or Public and submitting your photos with correct and accurate captions



U.S. Coast Guard Auxiliary  
**Public Affairs**





# Look Professional-Look Sharp!



# Event Participation Tips

- \* Know your role and current areas of expertise
- \* Clear communications involves listening and not lecturing or just informing
- \* Listen for participation feed-back
- \* Know you abilities and physical activity limitations
- \* Respect the USCG/AUX Team, Stakeholders and others participating
- \* Remain adaptable to changing event or USCG Team needs, task redeployment – we are a force multiplier!

# Photography is a Communicator

- \* A picture can be more powerful than words
- \* Photography can communicate deep human emotion
- \* A photo can collect visual information – incident response documentation – response results and mitigation
- \* A photo can reflect and document USCG/AUX team work
- \* Records historical and important USCG/AUX events
- \* Photos are a USCG/AUX training and educational resource
- \* Photos capture the moment and illustrate a story when words are not enough. “Mightier than the Pen”



Images: Public Domain



U.S. Coast Guard Auxiliary  
**Public Affairs**





# Photography Tips



Photos: USCGAUX PA



- \* Shoot for Impact
- \* Good Composition Counts
- \* Know your Equipment
- \* Utilize Professional Technique in focusing, exposure, and motion stabilization
- \* Permission and Release is required in certain situations – respect no shoot security zones
- \* Nikon/Cannon Digital DSLRs with 3 lens can shoot 98% of everything.
- \* Example: Nikon D7200 DX, Super Wide 10-24mm, Medium VR Zoom 16-85mm, and a 70-200mm F4 VR, or 70-300mm VR for distance/close impact plus small SB400 flash.
- \* USCGAUX Newsletters, “BRAVO ZULU”, “North Wind” D11N, “Navigator-Express”, “NAVIGATOR” Editors and your FSO-PA will appreciate “Team” action activity shots for stories and as additional photo resources.



U.S. Coast Guard Auxiliary  
**Public Affairs**



# Image Selection and Cropping

## Image Selection and Cropping

Next step in editing



Use of Adobe Photoshop, Photoshop Elements, Adobe Light room, Adobe Bridge and other photo editing programs have protocol limits on your image manipulation for USCG/Auxiliary publishing including : incident response event documentation or photojournalism print or social media release.

Image: USCGAUX Public Affairs

# How can you best tell and illustrate the story with photos?

## Strategies for telling the story with photos.



### Consider:

- 🕒 Camera angles
- 🕒 Best light for mood
- 🕒 Foreground & background
- 🕒 What to leave in ... out

**Be selective ...  
take your time**

*Image: USCGAUX PA*



*Image: USCGAUX PA*



U.S. Coast Guard Auxiliary

Homeland  
Security

**Public Affairs**





# USCGC EAGLE Tall Ship Festival



Photos: Roger Bazeley




U.S. Coast Guard Auxiliary  
**Public Affairs**



# Valor Games Far West 2015



Photos: USCGAUX PA RMB



Homeland  
Security

U.S. Coast Guard Auxiliary  
**Public Affairs**





# USCG/AUX Commercial Fishing Vessel Examiner Program-Marine Safety CFVE Team



Photos: Roger Bazeley



U.S. Coast Guard Auxiliary  
**Public Affairs**





# USCG Auxiliary Ferry Vessel Audit Program Supports USCG Marine Safety Mission



Auxiliary Ferry Auditor  
Inspecting Safety Items



Photos USCGAUX PA



U.S. Coast Guard Auxiliary

Homeland  
Security

**Public Affairs**



# USCGC STRATTON Crew PA Tour



Photos: USCG PA



U.S. Coast Guard Auxiliary  
**Public Affairs**





# USS AMERICA Commissioning

San Francisco – Fleet Week - 2014



Photos: Roger Bazeley



Homeland  
Security

U.S. Coast Guard Auxiliary

**Public Affairs**





# Published Efforts: Telling the Story

## Fishing Vessel Safety Program Enhanced By Team Coast Guard Partners

Commercial fishing is one of the most dangerous occupations in the world. The 11th Coast Guard District has approximately 1,400 fishing vessels operating in its waters. The District's Commercial Fishing Vessel Inspection Teams provided hundreds of inspections across multiple ports prior to the opening of the 2015 crabbing season in spite of a significant delay caused by the 2015 Crab Season. The District's focus on safety exams with active duty, Reserve, CG Auxiliary and civilian employees to facilitate servicing the industry.



Pillar Point examination teams performing inspections, including AUX Michael Mitchell, MST1 Jeffery Merrell, MSTC Ayla Benavides, MST3 Raymond Zuroski, MK2 Joe Reilly, and CWO Robert Neefe and vessel owners.

In 2015 there were multiple teams that offered safety examinations to commercial fishing fleets and owners located at Crescent City, Eureka, Fort Bragg, Bodega Bay, San Francisco's Hyde Street Pier, Pillar Point-Half Moon Bay, Santa Cruz, Moss Landing, and Monterey teaming up with USCG active and Reserve personnel for hands on training. The Vessel Examination Teams met for a day of classroom training at Coast Guard Island, in Alameda, with Commercial Fishing Vessel Exam (CFVE) instructor Manny Ramirez, and reservist Lt. Cmdr. David Cripe. The teams of examiners were deployed to nine fishing fleet locations the following week prior to the scheduled opening of the 2015 crab season.

The 11th District Prevention Division states, "The heart of our enforcement program is the mandatory dockside examination." The dockside examination program involves an inspection by qualified Coast Guard team members to help fishermen bring their vessels into full compliance with the code of federal regulations (CFR). The primary goal of the examination program is aimed at prevention and reducing the high injury and death rate in the commercial fishing industry.

These free examinations are thorough vessel checks, which examine all safety equipment. The examinations are done by qualified Coast Guard and Coast Guard Auxiliary personnel, or a third party organization accepted and designated by the Coast Guard. The fishing vessel operator is required to possess a valid current commercial fishing vessel examination decal and USCG Certificate of Compliance for vessels operating beyond three nautical miles, off the baseline of the U.S. territorial sea. The examination educate the fishing public and to ensure vessel safety. The penalty for not passing the exam generates an official 30 day notice of deficiency. For vessels that pass the exam a Safety Decal and USCG Certificate of Compliance is issued indicating the vessel is in compliance with all current applicable Coast Guard regulations.

The Coast Guard Authorization Act of 2010 changed the requirements for examinations from voluntary to mandatory for the majority of commercial fishing vessels, effective October 15, 2015. The Act increases the requirements for safe practices,

appropriate training levels, and emergency procedure responsibility for fishing vessel safety. The Coast Guard Auxiliary currently has 1,400 members nationwide. The Coast Guard Auxiliary currently has 1,400 members nationwide. The Coast Guard Auxiliary currently has 1,400 members nationwide.

As noted on the USCG Auxiliary Prevention Directorate website, "the Commercial Fishing Vessel Examiner qualification for Auxiliary members is exactly the same as for active duty and Reserve personnel. A high level of professionalism and acceptance of responsibility is required for the qualification, as well as an ongoing commitment to improve the safety outcomes for the fishing vessel industry. There is a formal education requirement, either from the local sector or the resident CFVE C-School."

Rear Adm. Joseph A. Servidio, Commander, 11th Coast Guard District, speaking at a Navy League awards luncheon, noted that the accomplishments of the dedicated enlisted, civilian, and volunteer Auxiliary members of the U.S. Coast Guard support the successful missions and goals, "by ensuring maritime safety, recreational boating outreach, and maintaining port and national security, as well as environmental quality through a combination of outreach, education and incident response."

The Coast Guard Auxiliary is proud of its role as a force multiplier in many of these key missions including the annual examinations of Commercial Fishing Vessels.

— Story and photo by Roger Bazeley, FSO-PA Flotilla 1-7, ADSO-PB D11N

The U.S.C.G Auxiliary is the uniformed civilian component of the U.S. Coast Guard and supports the U.S.C.G. in nearly all mission areas. The U.S.C.G. Auxiliary was created by Congress in 1939. For more information, please visit [www.cgaux.org](http://www.cgaux.org).



# Published in NAVEX

## NAVIGATOR eXPRESS

First Quarter 2017 • Quarterly Newsletter for the United States Coast Guard Auxiliary

ALL ACROSS THE USA

### USCG Auxiliary Remembers Pearl Harbor 75th Anniversary

Story by Roger Bazeley

Visiting the USS Arizona Memorial and the associated memorials on Battleship Row is an experience beyond words as one is left to reflect upon the sacrifice and circumstances of the United States entry into World War II. The Battleship USS Arizona Memorial represented the beginning of the United States in World War II while the end of the war in the Pacific is represented by with the berthing of the Battleship USS Missouri where Japan signed the terms of their surrender and brought an end to the war.

#### Auxiliarists Participate Countrywide

Various events and parades were supported by other USCG Auxiliarists such as the members of the DTIN Honor Guard from Alameda, California, Duane L. Blackwell and retired Superior Court Judge Chester Richard Bartolini who participated in

The USS Arizona Memorial sits on top of the sunken USS Arizona, taken during 75th Pearl Harbor Day Memorial - Day of Remembrance.

*Continued on Page 2*



Roger Bazeley, USCG Aux





# Published in NAVEX

## Pearl Harbor Continued from page 1



the Pearl Harbor Remembrance Day parade. The parade was held in Honolulu commemorating the 75th anniversary of the Japanese attack on Pearl Harbor.

Auxiliarists Blackwell and Bartalini are members of the U.S. Coast Guard Auxiliary Honor Guard representing District 11 North, comprising Northern California, Nevada and Utah. Blackwell participates as lead sentry and Bartalini as trailing sentry. Also participating are active duty Coast Guard members CDR. J. Andrew Williamson and LT Ernest "Ernie" Saponara. CDR. Williamson is mentor to and instructor of the D11N Honor Guard.

The D11N Honor Guard has participated in Alameda's Fourth of July Parade, San Francisco Veterans Day Parade and the Fresno Veterans Day Parade. Other events the honor guard has participated in include: various memorials, changes of watch, retirements, ship christenings, Memorial Day services, professional sporting events Santa Cruz Harbor's 50th Anniversary and other special ceremonies.

### Back on the Mainland

On the east coast of the United States, members of the United States Coast Guard Auxiliary Band Flotilla 7-22 performed and participated at the American Air Power Museum located in Farmingdale New York, on the 75th Anniversary of Pearl Harbor.

At the ceremony, the Air Force Association also unveiled a plaque commemorating the 20 years tradition of the "Dropping of the Roses over the Statue of Liberty", one rose for each year since Pearl Harbor. The newly-dedicated large bronze plaque illustrates the history of the "Roses" tradition, with embossed pictures of the men, women, participating organizations, and historic events.

Listed on the far right is, among others, the Coast Guard Auxiliary Band for its musical contributions. In the bottom center etched forever is a photo of Auxiliarists Lee Dash performing taps as Auxiliary Band members Walter Whelan, Steve Dejuri, John Doyle and Richard Toscano stand at attention.



(left) Pearl Harbor 75th Anniversary Memorial Plaque – with USCGAUX Band Flotilla 7-22 Contributions. (right) Auxiliarist Lou DiLeo sings National Anthem – Auxiliarist Lee Dash performs Taps.

The American Air Power Museum's strategic mission is the preservation of the legacy of all Americans who have sacrificed themselves to defend our liberties and to educate a new generation regarding the courage, valor and heroism of our nation's citizen soldiers by presenting the operational aircraft and armor in the museum's collection and its related displays, exhibits and programs.

RADM. Joseph A. Servidio the past commander of the Eleventh Coast Guard District has lauded the accomplishments of the diverse, dedicated enlisted, civilian, and volunteer USCG Auxiliary members of the U.S. Coast Guard Team. Team Coast Guard men and women work together to support maritime safety, recreational boating outreach, and maintaining port security, as well as insuring environmental quality through prevention, education and rapid incident response. The USCG Auxiliary plays an ongoing vital role as a force multiplier in many of these key missions and important historical events such as "Remembering Pearl Harbor" annually and in 2016 on its 75th Anniversary. Semper Paratus!



Navigator Express  
Masthead

### EDITORIAL STAFF

**Bret Fendt**  
Editor

**Peter de Puy**  
Assistant Editor

**Roger Bazeley**  
Assistant Editor

**H William Smith**  
Assistant Editor

**Zacary E. Wilson**  
Assistant Editor

**Curtis Pratt**  
Layout Editor

### Review Team

**Brian Harte**  
**Mary Patton**

### CONTRIBUTORS

**Michael Heid**  
District Eight Eastern

**John Sasso**  
District One Southern

**Wes Baden**  
District One Northern

**Joseph Giannattasio**  
District Five Northern

**Mel Borofsky**  
District Seven

**Bill Reisa**  
District Eight Eastern

### NATIONAL STAFF

**Richard F. Mihalick**  
Director of Public Affairs

**Thea Narkiewicz**  
Deputy Director, Publications

**Thomas Cengilio**  
Deputy Director, Support

**Robert Miller, M.D.**  
Division Chief, Publications

© Copyright 2017 Coast Guard  
Auxiliary Association, Inc.  
All Rights Reserved.





# Published in NAVEX

"The USCG Diversity strategic Plan challenges Coast Guard men and women, active duty, reserve, civilian (and the USCG Auxiliary), to join in changing the culture of our service which better reflects the diverse fabric of American society and promotes retention. Our record of mission excellence, combined with a strong legacy of superior service, has resulted in the Coast Guard achieving unprecedented relevance in the minds of the American people. To ensure that we sustain excellence while preparing for the future, it is imperative that we continue to progress toward the strategic goal of attracting and retaining a workforce (and Auxiliary Volunteer Organization) that is reflective of our nation's diverse composition. Our people are our greatest strength and we must capitalize on that fact by establishing an inclusive environment that respects and values the perspectives of diverse individuals, enculturating those influences, and combining them with our proven core values to build our future workforce. In this way, we can achieve our goal of organizational excellence and continue to be the nation's lead maritime first response agency."

**Admiral R.J. Papp, 24th Commandant USCG Ret.**

## di-ver-si-ty

Story and all photos by Roger Bazeley

**Diversity embraces the understanding that each individual is unique by recognizing our individual differences formed by the dimensions of race, ethnicity, gender, sexual orientation, socio-economic status, age, physical abilities, religious beliefs, political beliefs, or other ideologies.**

### DIVERSITY PLAN GOALS and OBJECTIVES

1. Assure a Diverse Workforce (and Auxiliary Volunteer Membership) Through All-Hands Commitment with Leadership Accountability
2. Fully Utilize Communication and Focus Groups To Improve the Workforce (and Auxiliary Membership) Cultural Climate
3. Expand outreach to Achieve Access opportunity For Underrepresented Populations
4. Ensure equitable Hiring, Career, and Volunteer opportunities for All employees
5. Optimize training and education to enhance Diversity Management and Leadership skill sets.

**MISSION:** the role of the Coast Guard is critical to national security. Its mission is to protect the public, the environment, and America's economic interests in the nation's ports and waterways. The Coast Guard values diversity, teamwork, and responsiveness. Our mission in valuing diversity is to build a positive and respectful work environment for all personnel; regardless of their similarities or differences, to enhance our mission capabilities.

**VISION:** the Coast Guard will be recognized as the "service of Choice" in the federal government for recruiting, retaining and sustaining a ready, diverse and highly-skilled total Workforce. We will foster an environment in which every individual has the opportunity to prosper and contribute to Coast Guard missions.

**VALUES:** HONOR, RESPECT, and DEVOTION TO DUTY-- the Coast Guard Core Values embody the very nature of selfless service achieved through the contributions of each individual.

### Leadership Accountability Goals and Performance objectives

Develop methods to ensure leader accountability for implementing diversity initiatives and programs. Implement a communication and engagement strategy to keep members informed, gain involvement, and develop ownership to successfully address diversity management training, issues, and concerns. Utilize leaders at all levels throughout the Coast Guard/Auxiliary as force multipliers in promoting the importance of diversity in organizational climate.

1. Fully Utilize Communication and Focus Groups to Improve the Workforce Cultural Climate
2. Capitalize on the use of social media to communicate the importance of diversity and to broadcast outcomes.
3. Expand outreach to Achieve Access opportunity for Under-represented Populations including those with Disabilities

Strengthen our partnerships with the public and private sector as a force-multiplier for the Coast Guard. As we capitalize on agency relationships to achieve results, we will expand our coordinated efforts with external stakeholders through outreach activities. It is through these activities that we will spread awareness of Coast Guard opportunities and reach as many people as possible from diverse backgrounds and cultures

### Outreach and Marketing Goals and Performance objectives

The Coast Guard must be in the field reaching as many people as possible from diverse backgrounds and cultures to increase awareness of all of our opportunities. We must also engage leaders within the community, government, academia, and industry in order to leverage their influence.

### Ensure equitable Hiring, Career and Volunteer opportunity for all Members

With an over-the horizon focus, we must prepare for the future by providing the keys to success to all members of the organization through timely





# Published in NAVEX

## div·er·sity *Continued from page 9*

career counseling, professional development, and mentoring in order to retain a highly skilled and diverse workforce. Provide equitable opportunities based on performance so every member has the potential to compete, ensuring promotion and advancement. Implement mentoring introduction modules into leadership trainings of all members. Provide every member the resources necessary to reach their full potential.

### **Optimize training and education to enhance Diversity Management and Leadership Skill-sets**

We must ensure members at all levels are provided the tools to enhance their diversity management and leadership skill sets by educating the entire organization on the benefits of inclusion, equity and respect for all personnel, their talents, experiences and abilities. Train and educate leaders at all levels in the organization on how to lead a diverse workforce. Educate all members (active duty, reserve, civilian, and Auxiliary) on the benefits of a diverse workforce.

**SUMMARY:** Diversity Management is critical to the Coast Guard's future. The Coast Guard recognizes that improving workforce diversity is not only a business imperative, but also a moral obligation. The service remains committed to building and sustaining an organizational climate that embraces the potential and contributions of all employees by promoting inclusion, equity, and respect.

### **Team Coast Guard Leadership Commitment**

Our commitment to diversity begins at the top and permeates the entire organization. We are committed

to ensuring that the Coast Guard is a national leader in hiring and retaining a diverse workforce. Our strategy is focused on building a diverse and proficient workforce that enables and sustains Coast Guard mission success. Key features include senior leadership commitment, performance and mission focus, and accountability

### **THE U.S. COAST GUARDS VISION FOR DIVERSITY & INCLUSION PLAN**

2015-2018 UPDATED – Admiral Paul F. Zukunft, Commandant USCG

"I am committed to improving diversity within the Coast Guard. The Coast Guard's strength resides in its people and the different perspectives, talents and abilities they bring to the Service. We gain much from the ideas and viewpoints of a workforce that reflects the richness of American society. Recruiting drives the composition of our workforce but we must do more than just recruit effectively. Retention of a high performing, diverse workforce is paramount to secure our mission success. We must respect those who serve with us. We must leverage diversity and we must be inclusive in order to achieve the highest level of mission excellence.

We will create and sustain a climate where people of different backgrounds are included, valued and respected. We will capitalize on the differences that each brings. A diverse workforce stimulates innovation, new approaches, and fresh perspectives to solve complex organizational challenges. Our

Service benefits greatly when we incorporate diversity at all levels of the workforce: active duty, Reserve, civilian, and Auxiliary. Diversity ultimately enables us to better perform our challenging maritime missions.

Instilling a diversity-inclusion mindset is a process deeply connected to organizational strategies and every Coast Guard member's personal growth and development. Building a collaborative work environment for all employees is vital, particularly in today's resource climate when organizations are compelled to operate with less money, fewer people, and expanding missions. Our people are our most important investment, and they deserve an organization that serves to engage and retain a best qualified and inclusively diverse workforce. Only then, can the Coast Guard address the globally complex mission support and response challenges of the 21st century."

### **NACO USCG STRATEGIC DIVERSITY PLAN**

#### **NACO Policy: USCG Auxiliary Diversity & Inclusion Plan Implementation**

It is the policy of the United States Coast Guard Auxiliary to ensure that all citizens, regardless of race, gender, color, national origin, sexual orientation, age, religion, or physical or mental disability have an equal opportunity to become a member of this organization.

People from a wide variety of backgrounds and interests are welcome and encouraged to join the

Auxiliary to work side by side with us as we serve the boating public. The fundamental action imperative of diversity is to create an environment, which fosters an appreciation of the values, skills, and abilities of each individual member.

Members are responsible to each other for promoting an inclusive atmosphere of acceptance and respect, for demonstrating a commitment to fair and equal opportunity, and for moving beyond simple tolerance to embracing and celebrating our different backgrounds. We are committed to enjoying a diverse and inclusive membership. We all understand that diversity is not a problem to be solved, but that it is an asset to be developed.

Very Respectfully




Richard Washburn  
National Commodore

### **"Moving Beyond Simple Tolerance"**

Promoting an inclusive atmosphere of acceptance and respect and creating an environment, which fosters an appreciation of the values, skills, and abilities of each individual member.

*- From the USCG Auxiliary Diversity Directorate*






# Published in NAVEX





# Published in NAVEX

Cobb & Aspen *Continued from page 21*



PREVIOUS PAGE: Auxilliarist Gary Kaplan, District 11 Northern, and Lt. Patrizio USCG on USCGC ASPEN bridge. ABOVE: The Buoy Tenders, USCGC ASPEN (left) and the USCGC GEORGE COBB, docked in San Francisco, CA preparing for fleet week activities.

ABOVE: Rebuilt Bell Buoy in foreground with Buoy Tender USCGC Aspen, behind.

Invited USCG AUX Members and Guests spent the day on board the unique U.S. Coast Guard Coastal Buoy Tender Vessel CGC GEORGE COBB (WLM 564) which in spite of being Homeported at San Pedro, California has very specific historic ties to the San Francisco Bay area by virtue of being named in honor of the Point Bonito light-keeper George Cobb and his life saving heroism in 1896.

On December 26, 1896, George Cobb the lighthouse keeper of the Point Bonita lighthouse rescued three young men who came close to drowning nearby. For this feat George Cobb was awarded the Silver Lifesaving Medal. The USCGC GEORGE COBB that was launched in December 18, 1999 was the last of 14 "Keeper Class" coastal buoy tenders named for lighthouse keepers, and is named in his honor.

USCGC GEORGE COBB is 175' in length, with a beam of 46' and a draft of 13'; that carries a crew compliment of 22, and two officers. The Keeper Class cutters were designed for a variety

of missions, including maintaining aids to navigation, search and rescue, law enforcement, migrant interdiction, marine safety inspections, environmental protection and natural resources management. They can also be used for light ice breaking operations.

The cutter is fitted with two mechanical Z-drive azimuth thruster propulsion units instead of the usual rudder and propeller arrangement. The two thrusters can rotate independently and when combined with the bow thruster, they make it possible to maintain a precise position with the push of one button once the ship is on station. The cutter's propulsion system makes highly accurate placement of Aids to Navigation possible.

Prior to departure from Sector San Francisco, to spend the day anchored out by Alcatraz Island in the San Francisco Bay for the day's Fleet Week boating activities and aviation shows which included the famous Navy Blue Angels, we visited the ship's historic commemorative wall highlighting the ship's dedication to Light Keeper George Cobb. We toured the ship's bridge and





# Published in NAVEX



ABOVE: Auxiliary Chief Jim Losi (right) on the bridge of the USCGC ASPEN where he earned his Cutterman Insignia.

navigation control areas with the captain and Auxiliary Chief Gary Kaplan, who upon completing his training and qualifications will eventually become the 12th of only 11 USCG Auxiliaries to earn the "Cutterman" qualification and insignia.

There are two District Eleven North Auxiliaries serving on buoy tenders and other cutters; Gary Kaplan, who is working toward his USCG "Cutterman" status and insignia while training on the USCGC GEORGE COBB, USCGC Aspen and USCGC Pike, and James G. Losi, FSO-FN of Flotilla 12-91, who has already earned the USCG "Cutterman" status - he was awarded his Cutterman Insignia in 2015. Auxiliary Chief Losi usually serves on the Buoy Tender USCGC ASPEN, which is usually homeported at Sector San Francisco, while the USCGC COBB is homeported in San Pedro, CA.

The Commandant of the United States Coast Guard commended Mr. James G. Losi for "outstanding performance of duty" while serving as Auxiliary Chief onboard USCGC ASPEN, San Francisco, California from 26 May to 01 July 2015.



ABOVE: Two USCGC ASPEN Crew and GALLEY Chef with food service Auxiliaries John C. Foley and Patricia C. McSwain from District 11 Northern.

The citation noted that Mr. Losi "prepared and serviced over 114 meals for 47 crew members at a time during a five-week operational period; ... facilitated serving sixteen Aids-to-Navigation stretching from the Oregon - California border to San Francisco; and during ASPEN's biannual Tailored Ships Training Availability, participated in 104 drills, attended many shipboard trainings... and was voted by the instructors as ASPEN'S 'most valuable player.'"

It was during Mr. Losi's first extended six day patrol that he decided to ask for endorsement to engage in the requisite training needed to acquire the Coast Guard Auxiliary Cutter man Insignia, "which is intended to identify and recognize the commitment of Coast Guard Auxiliaries currently working in the cutter fleet who have regularly dedicated their efforts in support of the cutter community." With the encouragement of USCGC ASPEN crew and officers, Mr. Losi completed, among other requirements for the cutter insignia, (which program he highly recommends to interested Auxiliaries cited at [http://www.uscg.mil/directives/ci/1000-1999/CI\\_1650\\_9.pdf](http://www.uscg.mil/directives/ci/1000-1999/CI_1650_9.pdf)) of "serving at least 52 days per year aboard a cutter 65' in length or greater" and "completing the





# Published in NAVEX



USCG Aux Photo by Roger Bazeley



USCG Aux Photo by Jim Losi

Clockwise from left: 1) Crew Fire Training, 2) Gary Kaplan showing Fire Suppression/Water and Compartment Control Panel, 3) Jim Losi with a USCG cutter crewmember, 4) Gary Kaplan poses with a USCG NOAA Specialist under the rebuilt buoy, 5) Coast Guard Crew and Gary Kaplan, 6) Auxiliaries John C. Foley posing in the USCGC ASPEN galley.



USCG Aux Photo by Roger Bazeley



USCG Aux Photo by Roger Bazeley



USCG Aux Photo by Jim Losi

Personnel Qualification Standards (PQS) for Damage Control, Watch Station, Special and Emergency Operations and Procedure."

Gary Kaplan serving on the CGC GEORGE COBB has also been going through the same program as James Losi has on the larger CGC ASPEN than the 175' USCGC GEORGE COBB the last of the smaller "Keeper Class" Buoy Tender with its shallower draft suitable for delta and river missions. The USCGC COBB and USCGC ASPEN as specialized buoy tenders play a vital role in maintaining critical navigational aids for making our U.S. coasts, ports, lakes and navigational waterways safe for commercial maritime use and recreational boating activities.

\*\*\*



USCG Aux Photo by Roger Bazeley





# Published in NAVIGATOR

## Operations and Marine Safety

### USCGC STRATTON (VMSL 752) Homeports

#### After Another Successful Historic Cocaine Seizure Off the Mexican Coast

By Roger Bazeley, Assistant District Staff Officer for Public Affairs, 11th District Northern Region

**A**LAMEDA, Calif. — The U.S. Coast Guard's National Security Cutter, the 418' USCGC *Stratton* sailed into San Francisco under the fog-misted Golden Gate Bridge to berth at Coast Guard Island, Alameda, California. *Stratton* is designed to take on a variety of diverse multi-operational tasks from humanitarian assistance disaster relief missions to those of rapid deployment response to search and rescue to supporting national security and defense.

Coast Guard Cutter *Stratton* crew member, Ensign Kyle VanDillen, who grew up in San Jose, experienced the successful seizure of a massive 12,000 pounds of cocaine valued at over \$181 million when a U.S. maritime patrol aircraft spotted a 40 foot submersible 200 miles off the coast of Mexico on 18 July 2015. This was in VanDillen's words part of the routine missions in public safety and drug smuggling interdiction that motivated him to join the U.S. Coast Guard, as a 2014 graduate of the U.S. Coast Guard Academy.

VanDillen is currently serving as a deck watch officer aboard *Stratton*. While at the US Coast Guard Academy located in New London, Connecticut, he sailed aboard the historic training tall ship USCGC *Eagle*, built at Bremen, Germany in the 1930s. When asked how he viewed his future career with the Coast Guard he replied that he was very excited about his



Captain Dorothy Stratton — poster

current mission and duties, and would see how well his career advanced over the next few years of service. He expressed an interest in urban and transportation planning as a career, if not currently serving with the Coast Guard or after he completes his service. His family is very important to him and supportive of his career choice with the Coast Guard, and now resides in Baltimore, Maryland after his father retired from the United States Air Force and took a position as a traffic engineer with the city of Baltimore. His mother is a public high school teacher and his sister is a junior in college.

The new USCGC *Stratton*, a Legend-Class National Security Cutter of 418' LOA is the third commissioned national security cutter with unique long range multi-mission capabilities. The ship's seal



USCGC STRATTON VMSL 752, National Security Cutter, USCG Base Alameda, Ca



USCGC Stratton's aft boat launch area



Stratton's Communications Area

PHOTOS: Roger Bazeley, PSD-PA, USCG-AUX 17, AOSQ-PA D11N

## USCGC STRATTON (VMSL 752) Homeports After Another Successful Historic Cocaine Seizure Off the Mexican Coast

bears the motto, "We Can't Afford Not To." The ship's aft flight deck can handle on board two helicopters of the Dolphin and Jayhawk types for air search and rescue operations.

USCGC *Stratton*, was named in honor of Captain Dorothy C. Stratton, who was born in Brookfield, Missouri March 24, 1899 and died September 2006 at the age of 107 after an amazing diverse career that included the Coast Guard.

In June 1942 she entered the armed forces of the United States as a senior lieutenant in the Women's Reserve of the U.S. Naval Reserve (Women Accepted for Volunteer Emergency Service) where she attended the first class of the U.S. Naval Training Station at Smith College

in Northampton, Massachusetts. After completing her training she was assigned as assistant to the Commanding Officer of the radio school for enlisted Women Accepted for Volunteer Emergency Service at Madison, Wisconsin. (USCG Public Affairs Archives — Capt. Dorothy Stratton Biography)

"She became the first woman to be accepted for service in the Women's Reserve of the Coast Guard soon after President Franklin Roosevelt signed an amendment to Public Law 773 that created a women's reserve program for the nation's oldest continuous-going sea service. Her transfer to the Coast Guard as the Director of that service's Women's Reserve occurred on Nov. 24, 1942, and was promoted to the rank of lieutenant commander. She made commander in December 1943 and captain in February 1944."

An initial contribution to the Coast Guard was creating the name SPARs for the Women's Reserve, based on the first letters of the Coast Guard's motto "Semper Paratus" and its English translation "Always Ready." (History: USCG Public Affairs Archives)

Captain Stratton oversaw the incredible growth of the program over a short span of time. During the war over 10,000 enlisted and 1,000 officers served their country in the SPARs. At the peak of Coast Guard strength in late 1944, one out of every 15 enlisted persons was a woman and one out of every 12 officers was a SPAR officer, the highest ratio of women-to-men of any of the armed services at that time.

Upon WWII demobilization, Captain Stratton left the Coast Guard and became the first Director of Personnel at the International Monetary Fund where she served until 1950. In 2008, the Coast Guard named its third National Security Cutter VMSL-752 in her honor. On March 31, 2012, USCGC *Stratton* was officially commissioned by the Coast Guard in Alameda, California, with First Lady Michelle Obama in attendance.

USCGC *Stratton* is vital in insuring our national security and interests in maritime safety for maintaining safe and secure ports, coasts, and drug interdiction along

with other diverse search and rescue operations with its new generation of dedicated officers and crew members like Ensign VanDiller.

The Coast Guard Team supports the success of key missions and goals for insuring maritime safety, recreational boating outreach, maritime safety of port facilities inspections, vessel examinations, as well as response to environmental shipping pollution/spills through rapid incident response by partnering with the U.S. Coast Guard Auxiliary. The new national security cutter has proven the investment value in expanding the capability, crew safety/comfort, and reliability of the Coast Guard's fleet.

Vice Admiral Charles W. Ray, Coast Guard Pacific Area commander said, "Every interception of these semi-submersibles disrupts transnational organized crime networks and helps increase security and stability in the Western Hemisphere."

The Coast Guard's greatest asset is the dedication of our 50,000 active serving USCG people who are apart of Team Coast Guard, from enlisted crew members like Ensign VanDillen to our active, reservists, civilian employees, and the additional invaluable force multiplier of approximately 32,000 volunteers of the U.S. Coast Guard Auxiliary.

Rear Adm. Joseph A. Servidio has lauded the accomplishments of the diverse dedicated enlisted, civilian, and volunteer Auxiliary members of the Coast Guard Team. Team Coast Guard men and women work together to support maritime safety, recreational boating outreach and maintaining port security, as well as insuring environmental quality through prevention, education and rapid incident response. The Auxiliary plays a vital role as a force multiplier in many of these key missions and events.



77mm Rapid Fire Gun



Stratton's Engineering Area



USCGC Stratton's \$1 Billion plus Cocaine Seizure August 2015, from a 40' Submersible 200 miles off Mexican Coast

PHOTOS: Official USCGC Newsroom



# Published in NAVIGATOR



SAN FRANCISCO—Hyde Street Pier commercial fishing vessels with crabbing pots on docks waiting for the crab season to start.



SAN FRANCISCO—Auxiliary member Chester Bartolini inspects a dry suit.

## Fishing Vessel Safety Program Enhanced by Coast Guard Auxiliary as a Team Coast Guard Partner

By Roger Bazeley, Assistant District Staff Officer for Public Affairs, District 11-North

Commercial fishing is one of the most dangerous occupations in the world. The United States Coast Guard Auxiliary and United States Coast Guard Commercial Fishing Vessel Inspection Teams covered multiple ports providing inspections before the opening of the 2015 crabbing season in spite of a significant delay due to warmer waters algae bloom contributing to high levels of toxic domoic acid, a neurotoxin in crabs. District 11-North has approximately 1,400 fishing vessels operating in its waters. The Auxiliary and USCG approach to implementing fishing vessel regulations has focused primarily on communication and education. The Auxiliary has been actively engaged in assisting dockside commercial fishing vessel safety exams with USCG active duty, reserves, and civilian employees to facilitate servicing the industry.

This year there were multiple teams that offered safety examinations to commercial fishing fleets and owners located at Crescent City, Eureka, Fort Bragg, Bodega Bay, San Francisco's Hyde Street Pier, Pillar Point-Half Moon Bay, Santa Cruz, Moss Landing, and Monterey teaming up with USCG active and reservists for hands-on training. The Vessel Safety Check teams met for a day of classroom training at Coast Guard Island, Alameda, California, with instructors Manny Ramirez, CFVE and reservist Lieutenant Commander David Cripe. The teams of examiners were deployed to nine fishing fleet locations the following week, before the scheduled opening of the 2015 crab season.

The USCG 11th District Prevention Division states, "The heart of our enforcement program is the mandatory dockside

examination. The dockside examination program involves an inspection by qualified Coast Guard team members to help fishermen bring their vessels into full compliance with federal regulations (CFR). The primary goal of the examination program is aimed at prevention and reducing the high injury and death rate in the commercial fishing industry.

These free examinations are thorough vessel checks, which examine all safety equipment. The examinations are done by qualified Coast Guard and USCG Auxiliary personnel, or a third party organization accepted and designated by the Coast Guard. The fishing vessel operator is required to possess a valid current commercial fishing vessel examination decal and USCG Certificate of Compliance for vessels operating beyond three nautical miles off the baseline of the U.S.

Fishing Vessel Safety Program Enhanced by Coast Guard Auxiliary as a Team Coast Guard Partner



SAN FRANCISCO — Auxiliary members inspecting three immersion suits on a fishing vessel at Hyde St. Pier, San Francisco. CVF Team: Commodore Dale Fajardo and Auxiliary members Chester Bartolini, Sue Fry, and Michael Mitchell.

territorial sea. The examination educates the fishing public and to ensure vessel safety. The penalty for not passing the exam generates an official 30-day notice of deficiency. However, if the exam is passed, a Safety Decal and USCG Certificate of Compliance is issued indicating the vessel is in compliance with all current applicable Coast Guard regulations.

Example of Safety Requirements Subject to Examination for Commercial Fishing Vessels:

- There must be at least one Coast Guard approved PFD device of the proper size for each person on board the vessel. Immersion suits (also known as "Exposure or Survival Suits") carried on board, are acceptable as long as they are maintained in good condition. All devices must have 62 square inches of reflective tape (31 square inches on the front and 31 square inches on the back and the same on the inside if the device is reversible).
- The reflective tape on immersion suits must be placed so that the tape can be seen if the wearer is in a floating position. When ves-

sels operate on ocean, coastwise, and Great Lakes voyages a Coast Guard approved PFD light must be attached to the front shoulder area of the required device.

- A Coast Guard approved throwable flotation device (orange ring life buoy with 60' of line for vessels of 26' to 64'), or throw-able cushion for vessels 26' and below, must be carried on board. Commercial fishing vessels are required to carry a Coast Guard approved survival craft of sufficient capacity to accommodate every person on board out of the water, as determined by the USCG requirements tables.

"The Coast Guard Authorization Act of 2010 changed the requirements for examinations from voluntary to mandatory for the majority of commercial fishing vessels, effective Oct. 15, 2015. The Act increases the requirements for safe practices, appropriate manning levels, and for drills and emergency procedures. While responsibility for commercial fishing vessel safety continues to rest with the boat owners and operators, the Coast Guard and the Auxiliary provides increased oversight of



Auxiliary member Sue Fry and Commodore Dale Fajardo checking a fishing vessel's emergency position indicating radio beacon (EPIRB).

safety practices and regulatory compliance." (USCG Auxiliary Prevention Directorate)

The Auxiliary is currently training additional personnel including USCG Reservists to assist the active duty Coast Guard to perform commercial fishing vessel examinations. The various teams that went out this year were a combination of Auxiliary, active Coast Guard, and USCG reservists who worked together as "Team Coast Guard" in performing this year's commercial fishing vessel inspections.

"The Commercial Fishing Vessel Examiner qualification for Auxiliary members is exactly the same as for active duty and reserve personnel. A high level of professionalism and acceptance of responsibility is required for the qualification, as well as an ongoing commitment to improve the safety outcomes for the fishing vessel industry. There is a formal education requirement, either from the local sector or the CFVE C-School." (USCG Auxiliary Prevention Directorate website)

Rear Admiral Joseph A. Servidio, Commander 11th Coast Guard District, has previously spoken to the accomplishments of the dedicated enlisted, civilian, and volunteer auxiliary members of the U.S. Coast Guard Team that support the successful missions and goals for ensuring maritime safety, recreational boating outreach, and maintaining port and national security, as well as environmental quality through rapid incident response. The U.S. Coast Guard Auxiliary plays a vital role as a force multiplier in many of these key missions including the annual examinations of Commercial Fishing Vessels.



# Published in NAVIGATOR



Steve Johnson of the Auxiliary Passenger Ferry Audit Team, left, with Richard Thomas, Immediate Past Commodore of District 11NR, and the National Commodore, Richard Washburn.

Roger Bazeley/USCG Auxiliary

## Ferry Audits Help Smooth San Francisco Commute

By Roger Bazeley, National Branch Assistant, Assistant NAVEX Editor, San Francisco

**G**rowing demand for high-speed commuter ferries is increasing pressure on Coast Guard for inspectors, and the Auxiliary is stepping up to help.

District 11NR's Auxiliary ferry audit and training program in San Francisco Bay is supporting the Coast Guard's vital ongoing efforts to avoid boating accidents.

The Coast Guard and the National Transportation Safety Board became concerned about increasing passenger vessel incidents even before

a series of deadly international ferry accidents between 2000 and 2010.

As a result, several recommendations, including annual Coast Guard inspections, were mandated for older passenger ferries and the new generation of high-speed commuter ferries. The NTSB and Coast Guard recommended new safety management systems for passenger vessels, and yearly Coast Guard safety inspections were mandated by Congress in 2010.

The District 11NR Auxiliary Ferry Audit program works under guidelines set by the Coast Guard's Domestic Inspections Branch in Sector San Francisco. The Auxiliary ferry audit program augments the Coast Guard in maintaining a safe passenger ferry system that adheres to federal safety standards.

Inspectors refer to International Maritime Organization publications, federal regulations, guidelines known as Navigation and Inspection Circulars, and locally produced guides

before taking action on deficiencies. However, Auxiliary passenger ferry auditors need not research the regulatory basis for reporting deficiencies to Coast Guard's Marine Safety and Prevention Branch.

General Auxiliary ferry vessel audits include reviews of:

- Vessel equipment including passenger safety equipment such as lifejackets and fire extinguishers, plus lighting and safety signage;
- Pollution prevention, such as spotting leaks and checking for required posted notices;
- Communications, including public safety announcement equipment;
- Structural integrity, such as holes, rust, leaks, damage and hazards; and
- Security, for vessels carrying at least 150 passengers.

Auxiliary ferry auditors do not make recommendations or enforce compliance, but instead refer discrepancies to regular inspectors.

Bay Area ferry services have long played a major role in the development of the region, at one time constituting the greatest water transit system in the world. From the 1850s gold rush until the completion of the San Francisco-Oakland Bay Bridge and Golden Gate Bridge in the 1930s, ferries provided the only transportation across the bay.

From 1890 to the 1930s, most ferry lines were owned by railroads seeking means to extend their service across the bay.

The great peak ferry years were 1935 and 1936, when 50 to 60 million passengers crossed the bay annually on almost 50 ferries, and 250,000 passengers flowed through San Francisco's Ferry Building each day. San Francisco's great bridges soon opened, first the Bay Bridge in 1936 and then the Golden Gate in 1937. The decline of ferry service was rapid, and by 1958 there were no more passenger ferries.

The 1989 Loma Prieta earthquake awakened interest in the role of ferries as important emergency

links. The month-long closure of the San Francisco-Oakland Bay Bridge powerfully reinforced that perception. Two weeks after the quake, ferries from Alameda were carrying 20,000 passengers daily. Emergency preparedness became a priority and ferries were an important part.

The San Francisco Bay Area Water Emergency Transportation Authority was established as a regional public transit agency to operate and expand ferry service, and to coordinate water-borne transit during regional emergencies. Under the San Francisco Bay Ferry brand name, the authority carries more than two million passengers each year using a fleet of 12 high-speed passenger ferries. San Francisco Bay Ferry currently serves the cities of Alameda, Oakland, San Francisco, South San Francisco and Vallejo.

The introduction of high-speed catamarans powered by conventional diesel engines brought ferries into the universe of competitive and financially viable transit options. Ferries now routinely cruise at more than 35 knots, substantially increasing their ridership demand. Water-borne transportation is likely to enjoy a considerable expansion whether due to high oil prices, impassable traffic jams, or just an embrace of a more civilized way to move across our beautiful bay. ⚓



Inspected items include inflatable life rafts.

Roger Bazeley/USCG Auxiliary



# Published in NAVEX



ABOVE: AUXFS team member Jasmine Shepherd proudly shows the fruits of her culinary labors, even though the 'fruits' turn out to be vegetables.

## AUXFS *Members Roll Out a* HOLIDAY FEAST



**For Those Magnificent Aviators of USCG Air Station San Francisco**

Story by Roger Bazeley

USCG Air Station San Francisco's Annual Holiday Event was held at the magnificent San Francisco's SFO Louis A. Turpin Aviation Museum venue of historic exhibits and two Aircraft suspended overhead from the vaulted 65-75 foot high interior ceiling. As part of SFO Museum, this facility is the first cultural institution of its kind located within a major international airport. The 7,000 square foot public exhibition area presents historic artifacts from the achievements in air transport that have shaped our world. This spirit of flight is also captured in the architectural design that is drawn from San Francisco's own 1930s air terminal.

# Published in NAVEX




ABOVE LEFT: AUX FS members Linda Hayes and John Foley prepare to serve their delicacies to their USCG guests. LEFT: The AUXFS Team of Linda Hayes, L. Holtzman, Jasmine Shepard, T. Holtzman and Wil Silva are in the dough - bread dough. THIS PAGE: The Event Venue was San Francisco's SFO Louis A. Turpin Aviation Museum, complete with a DC-3 passenger aircraft suspended above the dining



Several weeks before the big event the District 11 North Chefs and the AUXFS TEAM were working on planning and logistics with the USCG Air Station and their wives in coordinating the SFO location, layout, food preparation and serving areas as well as the multi course menu to be served and prepared by the District Auxiliary Food Service Team, and Aux-Chefs under the leadership of Michelle Gibson. The planning, preparation and logistics were orchestrated to a dizzying pace before the curtain would rise on a performance that would bring delight to the USCG Air Station Aviators, supporting air operations and technical team members, as well as, their spouses and guests.



# Published in NAVEX



The entire prepared and cooked entrees, vegetable sides, salads, and desserts including setting up beverage and serving areas had to be transported to the SFO Aviation Museum exhibit/250 seat capacity court dining area prior to the event opening its doors for dinner. Portable AUXFS warming oven multi-rack units also were set up to keep the food and hors d'oeuvres at the proper temperature in a very small on-site kitchen.

There was a flurry of activity preparing the meals. Indoors, the AUXFS crew started preparing the salads with fresh tomatoes and avocados. Outside of the venue, AUXFS crew and chefs were preparing serving table, food steamers, buffet pans, and checking the food for safe temperatures with infrared thermometers. Prior to serving dinner, the AUXFS members and chefs stood at attention at their serving station in uniforms and wide beaming smiles. Dinner was served.

As each person was carefully served with attentiveness you could see the mutual pleasure of the guests in being served with friendly courtesy and respect and treated like USCG family. Guests wandered around looking at the exhibits of aircraft and aviation history and extensive model collection and felt in their element.



ABOVE LEFT: T. Holtzman tests the temperature of his dish to make sure it's just right. TOP: Guests start going through the line. ABOVE: Who says the gold side doesn't loosen up a bit, this Coastguardsman is definitely in the holiday spirit. ABOVE RIGHT: The whole AUXFS crew poses, including Linda Haynes, Michelle Gibson, Bill Foley, T. Holtzman, Carla Shepard, Will Silva, and L. Holtzman (not in photo, James Losi - Lead Chef).

RIGHT: L. Holtzman and Michelle Gibson pose with the 1926-era Southern Cross Ford Tri Motor passenger car hanging above them.



The second floor contained more exhibits; a library of historic books and documents; offices; meeting rooms; and a surrounding space with multiple use of stucco surfaced arches with a classical interior architecture creating a large magnificent open air courtyard. Numerous tables were adorned with red table cloths and created centerpieces in a courtyard with the interior walls washed with colorful up lighting showcasing a suspended DC-3 passenger aircraft and the historic 1926-era Southern Cross Ford Tri Motor passenger car.

This illustrious team, within the days preceding and continuing on through the evening, encompassed the overall goals of the AUXFS program which include;

- Giving Auxiliarists another means to contribute to and support the Gold Side.
- Provide assistance at Coast Guard and Auxiliary VIP events.
- Improve the morale of Coast Guard personnel.
- Demonstrate to the Gold Side the importance and diversity of the Auxiliary
- Provide Food Service training and Chef Skills to Auxiliarists.



# Published in NAVEX

**AUXFS FEAST** *Cont. from p. 29*

- Valuable AUXFS Specialist training increases recruitment and member retention.

The food variety and fresh baked desserts, cakes, cookies and even homemade ice-cream added to the night's pleasurable treats and menu finishing touches. The author/photographer at the end of the evening was given a sampling of the food items to taste and evaluate --- they were simply marvelous and first class in the menu items and consistency of preparation

The deserts and homemade ice cream sundaes were worthy of the highest praise. At the end of the evening the entire AUXFS TEAM was brought out and thanked by San Francisco Air Station Commander Chris Huberty for their terrific food, service, and event success.

The District Eleven North's AUXFS team exceeded the mission and brought the USCG Air Station San Francisco holiday event in for a perfect landing!

USCG Aux Photo by Roger Bazeley

TOP: Coasties along with their family and guests prepare to enjoy a night of quality food, courtesy of AUXFS. BELOW: AUXFS Michelle Gibson and her Team are recognized by USCG CMDR. Chris Huberty.



USCG Aux Photo by Roger Bazeley



NAVIGATOR

# NAVIGATOR

*express*

2nd Quarter 2019

# TH

A large graphic of the number 80, filled with various photos of Coasties and their families. The photos show people in uniform, families, and various activities. The number 80 is the central focus, with the '8' and '0' being large and filled with these images.

USCGAUX

1939

2019

80th ANNIVERSARY

## ANNIVERSARY EDITION

# USCGAUX Photo Publishing Requirements: Correct Captions



Photo and Copy: USCGAUX PA

## Add Vitality to Your Captions

Don't be satisfied with a dull, unimaginative caption, it will only detract from your photo. As with news copy, work hard to make your caption lively and compelling. Keep sentences short and direct. Don't waste words on what is obvious in the picture, or simply repeat information from the accompanying story.

PALOS VERDES, Calif. — A rescue swimmer is lowered from a Coast Guard HH-65 helicopter as safety observer AN John Neil watches for danger. Each swimmer was lowered to the cliffs near the Point Vicente Lighthouse where he simulated picking up a victim. The training was conducted by crews from Air Station Los Angeles. (Coast Guard Photo by PA2 Allyson E.T. Conroy)

# USCGAUX Photo Publishing Requirements: Correct Captions

## AP Associated Press Requirements: The 5 W's

**Who** – Captions must include the full name, age, and home town of any identifiable subjects in the photo. Also, if there are multiple subjects, indicate their position within the image (left, right, center, etc.) so there is no confusion about who is who. Titles and/or designations are also included. (**safety observer AN John Neil, USCG**)

**What** – Be concise and clear about any actions depicted in the photograph, but don't simply state the obvious. For example, if people are talking – what are they talking about? (**A rescue swimmer is lowered from a Coast Guard HH-65 D Dolphin helicopter as safety observer**)

**Where** – Be specific, such as “cliffs near the Point Vicente Lighthouse,” but also mark the town or city and state. Use AP Style for state abbreviations. Ex: **PALOS VERDES, Calif. (USCG Air Station Los Angeles)**

**When** – Include the day of the week, month, day, and year the photograph was taken. Follow AP style for the date. Ex: on Wednesday, Jan. 21, 2009.

**Why** – The first sentence of an AP style caption typically includes the first four W's. Additional sentences – usually one sentence – can explain the “Why,” helping the reader understand the photo in its proper context by describing why the action, situation or content of the picture is important or interesting. It may include additional facts or statistics.

PALOS VERDES, Calif. — A rescue swimmer is lowered from a Coast Guard HH-65 helicopter as safety observer AN John Neil watches for danger. Each swimmer was lowered to the cliffs near the Point Vicente Lighthouse where he simulated picking up a victim. The training was conducted by crews from Air Station Los Angeles. (Coast Guard Photo by PA2 Allyson E.T. Conroy)



# USCGAUX Photo Publishing Requirements: VIRIN #

## Coast Guard's VIRIN photo identification system and VIRIN number structure

The Visual Information Reference Identification Number (VIRIN) is the standard for all military visual imagery. Each VIRIN consists of four data fields separated by hyphens as follows:

**181225-G-ZZ999-001.jpg**

Year, Month, Day (181225) - "G" for USCG – Generic #ZZ999 on all photos - Daily sequence number (001) - Add .jpg extension



# Public Affairs: “Impact Photography”

## Camera Equipment Types and Current Technology Trends

# Top-Quality Professional Photos from your iPhone or Android Device?



**TIP:** This is the preferred way to hold your stabilized Cellular phone with camera using the left or right thumb to fire the touch screen shutter button without blocking the lens.

*Image Source:* Apple Computer sales and marketing photo archives with dual lens iPhone 7s



# Top-Quality Professional Photos from your iPhone or Android Device?



iPhone 8+ with rear and front cameras and retina front screen, incredibly sharp for image review.



Main Feature is a **dual lens** that increases the depth of field and hyper focal distance of keeping near and far objects in frame amazingly sharp. Has increased exposure balance between dark and light zones as well as mid tones.

*The iPhone 8+ was used for many of the presentation photos has 512 GB of memory storage and a supplemental iCloud storage of 200 GB for back-up and data protection from loss.*

*Images: Apple Computer sales and marketing photo archives with dual lens iPhone 7s*

# Top-Quality Professional Photos from your iPhone or Android Device?

## Top Tips for Better iPhone Photo Results



iPhone 8+ with rear and front cameras and retina front screen, incredibly sharp for image capture and instant review. Main Feature is a **dual lens** that increases the depth of field and hyper focal distance of keeping near and far objects in frame amazingly sharp. Has increased exposure balance between dark and light zones as well as mid tones. Fixed lens view equivalent to a 28.5 mm moderate wide angle.

*What's the secret to incredible iPhone photography? Some people work for years to master professional photography techniques. But with a few simple iPhone photography tips, you can learn how to take better pictures with your iPhone right now!*

**1.) Keep Your Photos Simple** - *New photographers often overcomplicate their photos. But too many details distract the viewer. A busy scene makes it hard to create a beautiful composition. One interesting subject is all you need to take great pictures. It's easier to create a strong composition when your picture only has one subject. Before you take the shot, check the scene for any distracting elements. Move closer, or change your viewpoint, to remove unwanted objects from your photo. Always aim to create clean and simple compositions !*

**2.) Shoot From A Low Angle** - *Most people take iPhone photos from chest height. This is usually the most convenient way of taking a picture. Learning how to take a good photo involves thinking outside the box! An easy way to improve your photos is to shoot from a different perspective. Often the best way to do that is to shoot from a lower angle.*

# Top-Quality Professional Photos from your iPhone or Android Device?

## Top Tips for Better iPhone Photo Results



Photo: Roger Bazeley

Commercial Fishing Vessel dry immersion suit inspection with 24mm wide angle at low position – Auxiliary Marine Safety inspectors Fajardo, Bartalini, Fry, and Mitchell.

### 2.) **Shoot From A Low Angle** – continued

*There are three great reasons to take pictures from a low angle. First, your photo will be more intriguing. It shows the world from a new perspective. Second, shooting from a lower angle shows your subjects in action with the orange radiating dry suits acting as foreground to draw the eyes into the participants. A third benefit of shooting from low down is that you can show interesting details in the foreground like the vessels required life saving dry immersion suits. For the ultimate low angle shot, try kneeling or even lying on the ground!*

3.) **Show Depth In Your Photos** - *Most photos look better when they convey a sense of depth. Creating depth helps draw the viewer's eye into the scene. One of the most powerful methods is to use leading lines in your composition. Roads, paths, railway tracks, rivers and fences make excellent leading lines. At the beach, use the water's edge or ripples in the sand. Compose your photo so the line leads from the foreground into the distance. This draws the viewer through the scene, making your photo more engaging.*



# Top-Quality Professional Photos from your iPhone or Android Device?

## Top Tips for Better iPhone Photo Results



Photos: Roger Bazeley

USCGC Sockeye along side the USCGC George Cobb a “Black Hull” Buoy Tender out of San Pedro working out of Sector SF for Fleet Week . Note use of railing with life ring and USCGC COBB logo creating distance and depth of field with the SF skyline at a distance.

### 3.) **Show Depth In Your Photos** - Continued

*If you're struggling to include foreground objects in your photo, shoot from a lower angle. Try to include subjects in the foreground, middle ground and background. This simple iPhone photography tip will immediately make your images more three-dimensional.*

4.) **Use Diagonal Alignment** - You need to develop an eye for balanced compositions. One of the best iPhone camera tips for creating visual harmony is to use diagonal balance in your photos. Remember, you can even use leading lines to create diagonal balance in your photos.

5.) **Capture Close-Up Detail** - One of the biggest photography mistakes is not getting close enough to the subject. This is particularly important when photographing objects with intricate details. If you shoot from too far away, you won't capture the amazing details of your subject. Close-up patterns, textures and colors will bring your photos to life .

# Top-Quality Professional Photos from your iPhone or Android Device?

## Top Tips for Better iPhone Photo Results



Top Photo: Pier 45 - Colorful Crab pots showing colors and patterns tight telephoto view.

Right Photo: Air Station San Francisco co-pilot Lt. Joshua Murphy with USCG Dolphin 65 AB SAR Helicopter at USCG Base Alameda landing area for public display, at USCG Day celebration event - Close Portrait take with 24mm wide angle lens

### 5.) **Capture Close-Up Detail** – continued:

*Close-up patterns, textures and colors will bring your photos to life. Moving in close is also a good technique to use in portrait photography. Getting close lets you capture your subject's facial features and emotions. This gives your portrait photos far more impact. Get down to the level of your subject and don't be afraid to get in close. Keep in mind that your iPhone won't be able to focus if the lens is too close to your subject.*



Photos: Roger Bazeley

# Top-Quality Professional Photos from your iPhone or Android Device?

## Top Tips for Better iPhone Photo Results



Photo: Roger Bazeley

Sunrise raising the colors at Sector SF with the use of glass reflections, sunrise colors, and Silhouette in the background with a platoon saluting along with the USCG members raising the colors, creating a stunning collage of distance and depth of field with the east bay hills and sky at a distance.

**6.) Photograph Reflections** - Reflections make wonderful iPhone photography subjects. You can find reflections on many different surfaces including glass, metal and ice. But water is the best surface for reflection photography. Ripples and waves on the water's surface add an extra dimension to your reflection photos. They produce distortions in reflections which create a beautiful painterly effect. In most cases, it looks best if you include both the subject and its reflection. Creating a symmetrical composition will have a very strong visual impact.

**7.) Take Silhouette Photos** – Shoot silhouettes for contrast and design impact as a vessel backlit by large setting sun dipping below the horizon.. A silhouette is the dark shape of an object taken against bright background lighting. Silhouettes create stunning photos that catch the viewer's attention. Silhouette photography works best during the golden hours of sunrise and sunset. With the sun low above the horizon, it's easy to position the light behind your subject. And you'll get a beautiful colored sky as your background. Sunrise and sunset are perfect for taking silhouette photos. But you can create them wherever there's a light source behind the subject.



# Top-Quality Professional Photos from your iPhone or Android Device?

## Top Tips for Better iPhone Photo Results



Photo: Roger Bazeley

Sunrise raising the colors at Sector SF with the use of glass reflections, sunrise colors, and Silhouette in the background with a platoon saluting along with the USCG members raising the colors, creating a stunning collage of distance and depth of field with the east bay hills and sky at a distance.

### 8.) **Include Shadows In Your Composition**

*Shadows provide another way to improve your photography with iPhone. Photographing shadows adds a sense of mystery and intrigue to your images. Shadows are often more interesting than the subjects themselves. They create fantastic visual interest in the foreground of the scene. And they can even act as leading lines. The longest shadows appear when the sun is low in the sky. So shoot during golden hour to capture long shadows in your iPhone photos. Ensure the shadows appear dark enough by adjusting exposure when shooting. In the camera app, tap to set focus, then swipe down so that the shadows appear nice and dark. You can use shadows to create stunning abstract images. So keep your eyes peeled for interesting shadow patterns. When photographing shadows, think about what you want to include in your shot. You could include both the subject and its shadow in the frame. Or photograph only the shadows for a more unique and abstract image*

9.) . **Use Symmetry** - *Using symmetry is a fun way to create a striking image. Challenge yourself to find symmetrical scenes wherever you go. Then compose your shot so that both halves of the photo are identical (or almost identical).*

# Top-Quality Professional Photos from your iPhone or Android Device?

## Top Tips for Better iPhone Photo Results



Photo: USCGAUX PA

Auxiliarist with cell phone taking a group selfie after District Meeting with L-R Admiral Servidio, Linda Butler, and Commodore Rich Thomas. Photographed with Sony a6000 DX Mirrorless Camera and a 16-70mm Sony Zeiss OSS Zoom.

9.) **Use Symmetry** – Continued: Using symmetry is a fun way to create a striking image. Challenge yourself to find symmetrical scenes wherever you go. Then compose your shot so that both halves of the photo are identical (or almost identical). Reflections provide an easy way to create perfectly symmetrical images. Position the line of symmetry across the center of the frame to create the symmetry.

10.) **Practice Selfies for the I was there shot** – But in the end the value of the iPhone is a new found freedom of a photo multimedia device that is great for immediate on-line publishing of an event as it happens through News Media outlets; and as a back-up to your more heavy and expensive pro-camera gear. It is an immediate way to send images and videos to document an emergency response incident, take note of issues needing immediate transmission of information, and as a photo diary of your daily event or mission assignment shots taken. **FYI: Navigator Express on-line USCGAUX magazine requires photo file to be at least 5MB-10MB for submittal, and NAVIGATOR 10MB file for print.**

**Final Thoughts:** Just because you own a nice camera, doesn't mean you can take a great shot. Composition, lighting and understanding a subject are skills that will always remain key to getting consistent quality image results.

# Bravo Zulu Flotilla Fellowship Event

## Flotilla News Magazine Photos from iPhone 8-Plus

### **FELLOWSHIP**

#### **Spenger's Fish Grotto - Flotilla 1-7 Point Bonita Dinner**

USCG Auxiliaries who attended included members from other D11N Flotilla members and Division Staff officers: Cynthia Dragon, James Dragon, Roger Bazeley, Herman Haluza, Nancy Marion, Mark Allen, Stan Teng, Gerald Norton, Robin Stewart, and William Burns.



Left: Spenger's Ship Model; Center: Alesia & Simon Adair; Left: Sue Fry, Neil and Joanne Nevsky  
Photos: Roger Bazeley



Left: FC Bill Burns, Sue Fry, Neil Nevsky, Guest – Center: Cynthia & Jim Dragon – Right: Mark Allen



**Spenger's Historic Photos & Maritime  
Ship Models**



# USCG Air Station SF Event

## Shot with iPhone 8+



Photos: Roger Bazeley

Auxiliary Food Service volunteers cooked and did entire catering for this annual USCG Air Station SF Holiday Event Dec 11, 2018

# Improve Camera Handling-Tips



**Improve Your Camera Handling**

Image: USCGAUX PA

## TIPS:

1. Hold Camera steady with arms into sides
2. Brace or lean on walls, trees, railings...
3. Use a Tripod for night work or higher ISO
4. Cameras and lenses with stabilization or vibration reduction technology
5. Camera straps can work like a rifle sling
6. Rest camera on a "Bean Bag"
7. Use a monopod--very light and portable
8. Know your controls and camera menus
9. Preset the camera to auto program
10. Preset secondary custom program
11. Have camera equipment prepacked in bag
12. Carry extra charged batteries
13. Make sure you have extra memory cards
14. Accessories: lens shades, filters, small flash with extra batteries, back-up camera
15. Carry lens wipes and camera manual

# Improve Camera Handling-Tips



Image: USCGAUX PA

## TIPS:

1. Hold Camera steady with arms into sides
2. Brace or lean on walls, trees, railings...
3. Use a Tripod for night work or higher ISO
4. Cameras and lenses with stabilization or vibration reduction technology
5. Camera straps can work like a rifle sling
6. Rest camera on a "Bean Bag"
7. Use a monopod--very light and portable
8. Know your controls and camera menus
9. Preset the camera to auto program
10. Preset secondary custom program
11. Have camera equipment prepacked in bag
12. Carry extra charged batteries
13. Make sure you have extra memory cards
14. Accessories: lens shades, filters, small flash with extra batteries, back-up camera
15. Carry lens wipes and camera manual



# The Camera is a tool that is evolving Full Frame Pro-DSLR VS Pro-APC DSLR



Image: USCGAUX PA



Image: USCGAUX PA

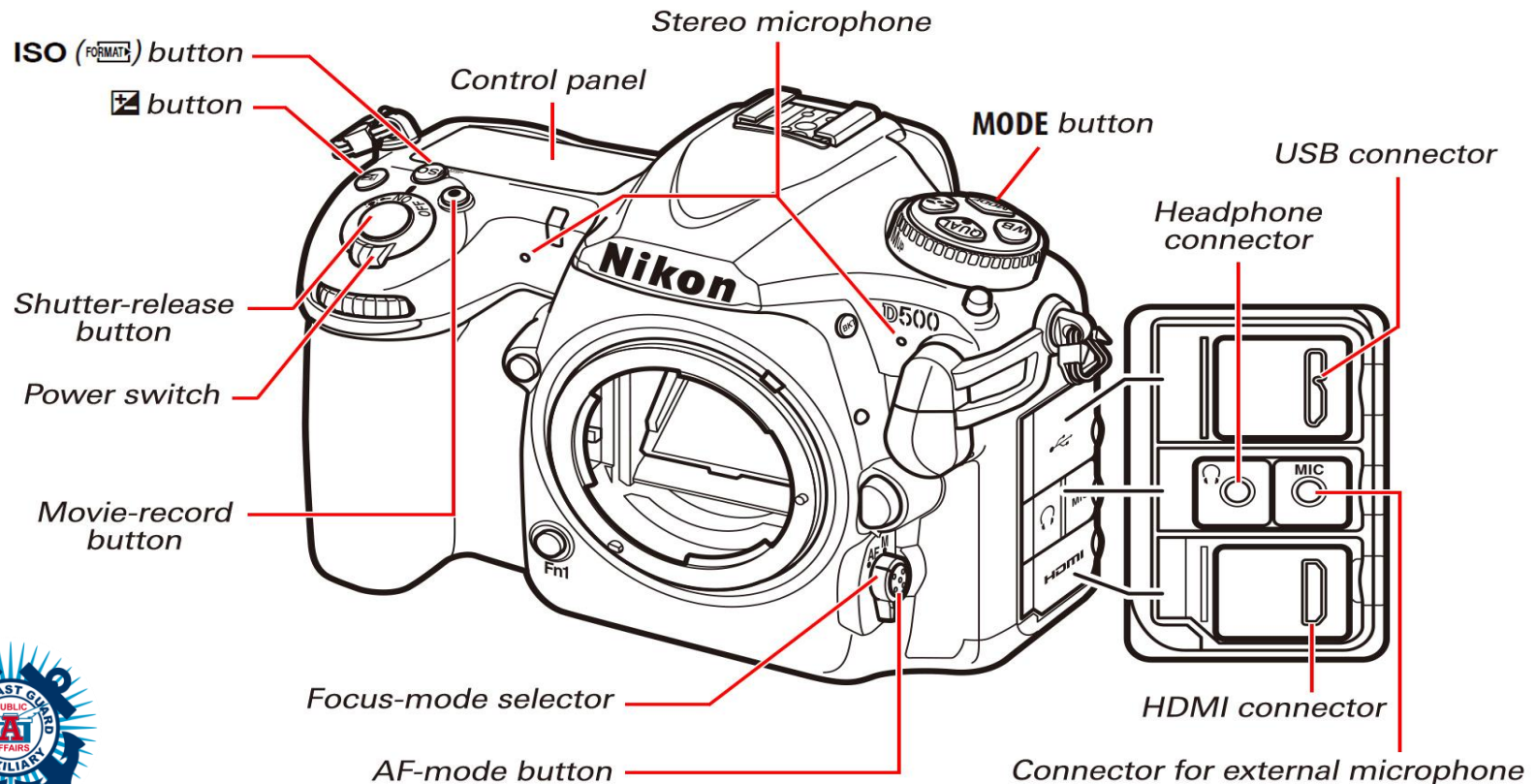


# The Camera is a tool that is evolving New Mirrorless Sony Technology



Image: USCGAUX PA

# The Camera is a tool that is evolving through New Technology





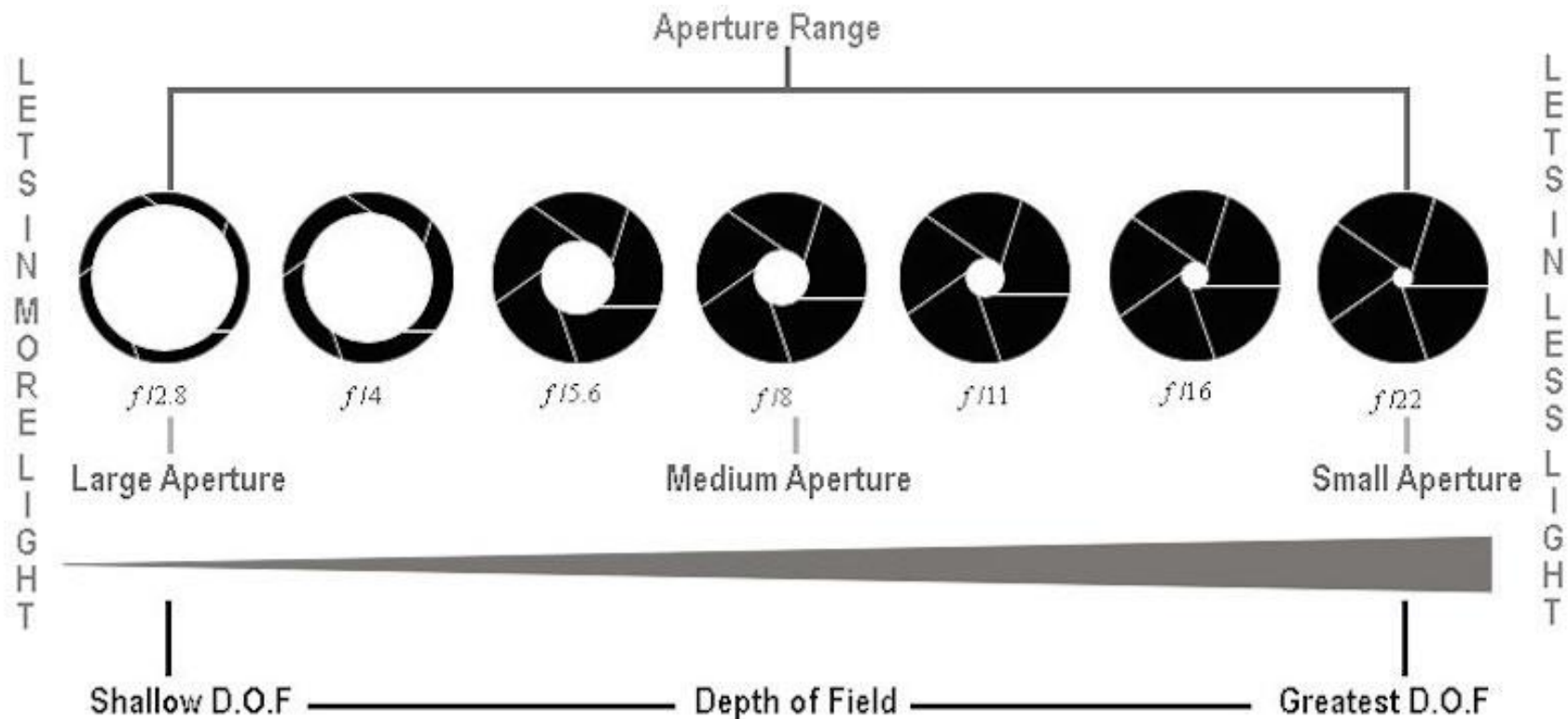
# The Camera is a tool that is evolving through New Technology



Image Nikon Public Domain

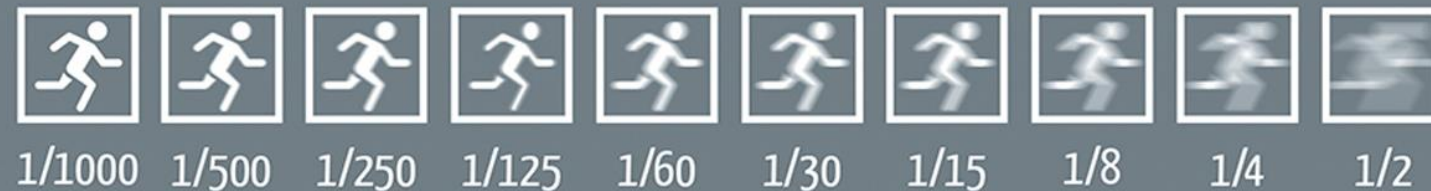
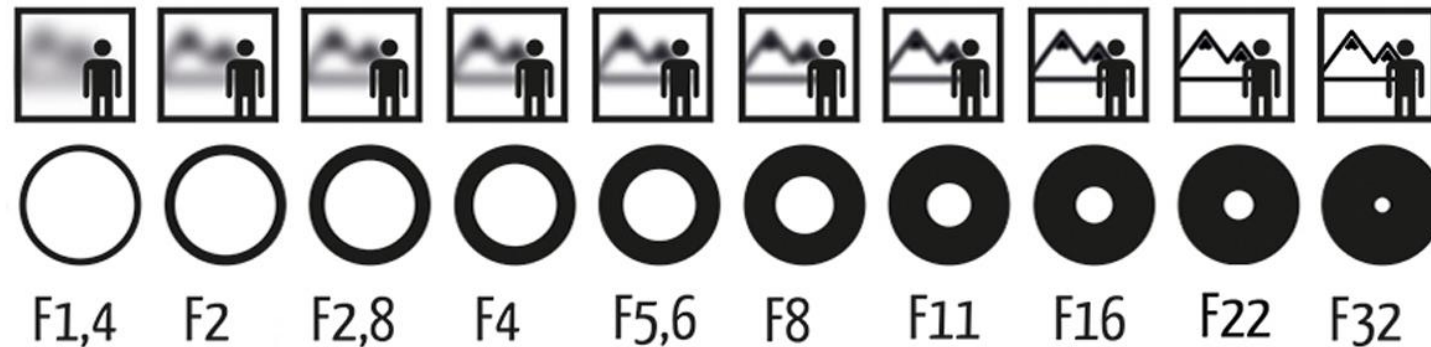
# The Camera is a tool that is evolving

## Impact of F-stop and Aperture



# The Camera is a tool that is evolving

## Aperture and Speed Impacts





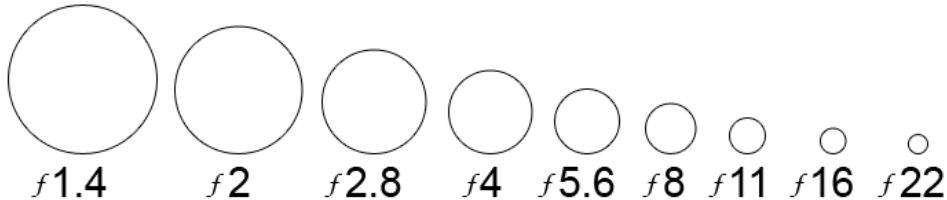
# The Camera is a tool that is evolving

## Aperture, Light, and ISO

**Aperture** ⇨ Size of Opening. Creative: Controls Depth of Field.

⇨ shallow DOF

large DOF ⇨



more light

less light

B 1 2 4 8 15 30 60 125 250 500 1000

⇨ more blur

less blur ⇨

**Shutter Speed** ⇨ Duration the shutter is open in fractions of seconds or full seconds. Creative: Controls Both Motion Blur and Camera Shake.

more light

less light

3200 1600 800 400 200 100 50 25

⇨ more grain

less grain ⇨

**ISO (ASA/DIN) Film Speed** ⇨ Sensitivity to available light. Creative: Film Graininess.



# The Camera is a tool that is evolving

## Impact of Color and light

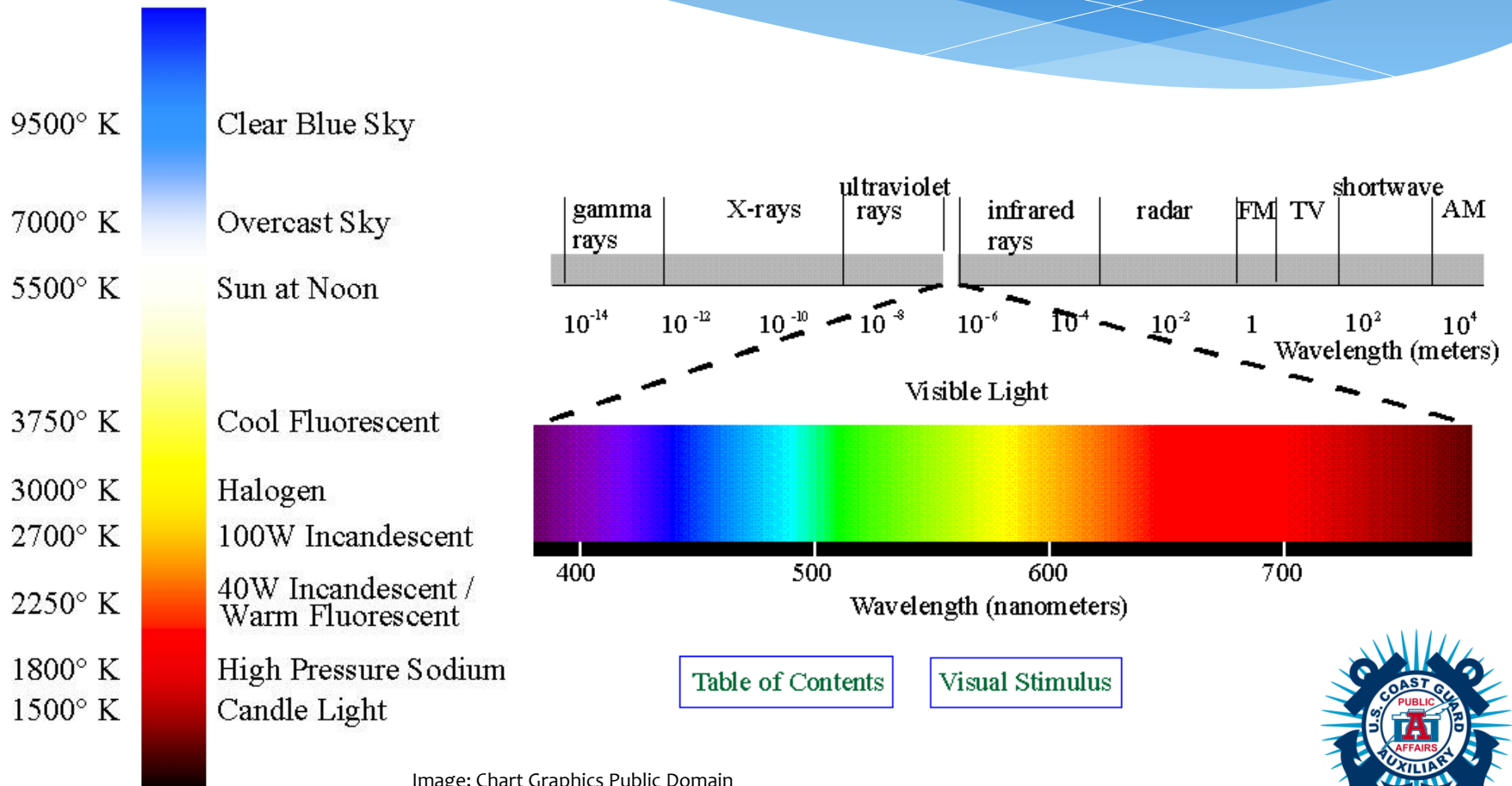
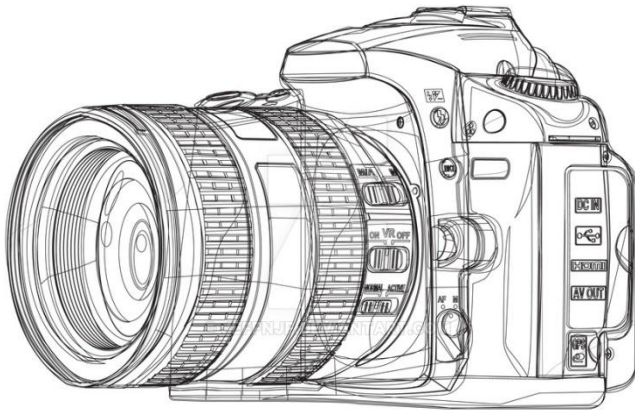


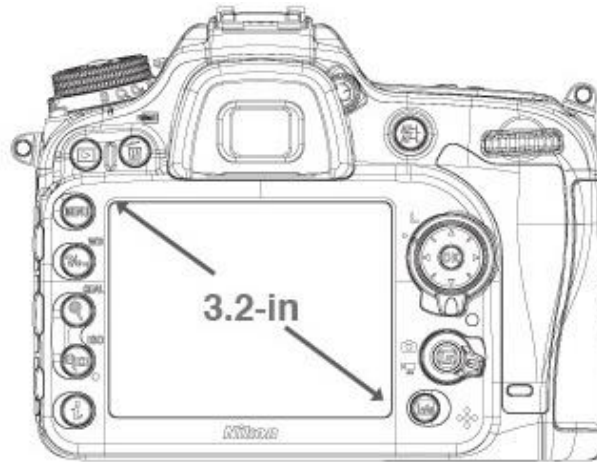
Image: Chart Graphics Public Domain



# The Camera is a tool that is evolving through New Technology



Images: Public Domain



Since 1930's, the evolution in cameras and technology leaped from the, studio 4/5 and Graflex sheet film Press cameras, to Kodak's portable 120 film camera with bellows -- and then more compact 1940-1960 35mm film early range finders and SLR cameras, to the current decade of Digital Cameras. Professional Digital cameras once extremely expensive currently in all price ranges and levels of technological features, and photo image output qualities, details and action capture. The new trend is that of mirrorless PRO/AM camera designs. The currently top line cell phone cameras from Samsung and Apple are not only capable of incredible online publishing images with great depth sharpness, but are so incredibly light and small, they have driven the point and shoot camera out of the market.





# Cultivate Your Visual Thinking



## WHAT MAKES THE DIFFERENCE

- COMPOSITION
- THE “STORY”
- EXPOSURE AND LIGHTING
- SETTING
- FRAMING
- CROPPING
- CAPTIONS
- OR, JUST POINT, SHOOT AND PRAY

# Semper Paratus!



Photo: USCGAUX PA



Homeland  
Security

U.S. Coast Guard Auxiliary

**Public Affairs**



# Bravo Zulu!



Photo: USCCGAUX PA

